



# GAME-ON

## 2012 | RED WOLVES

### ARKANSAS STATE SPORTS INFORMATION

MAIN PHONE NUMBER: 870-972-2541 • FAX: 870-972-3367  
MAILING ADDRESS: P.O. Box 1000, State University, AR 72467  
OVERNIGHT ADDRESS: 217 Olympic Dr., Jonesboro, AR 72401  
Assistant AD/Sports Information Director: Jerry Scott  
jscott@astate.edu • 870-972-3405 (office) • 870-243-6021 (cell)

2011 SUN BELT CONFERENCE CHAMPIONS • 2012 GODADDY.COM BOWL • 2005 NEW ORLEANS BOWL

#### ARKANSAS STATE QUICK FACTS

**Location:** Jonesboro, Ark. (67,263)  
**Enrollment:** 13,900  
**Nickname:** Red Wolves  
**Colors:** Scarlet and Black  
**Stadium:** ASU Stadium (30,406)  
**Playing Surface:** GEO Surfaces Field Turf  
**Conference:** Sun Belt  
**Head Coach:** Gus Malzahn (Henderson State, 1990)  
**Record at ASU (Overall):** First Year (Same)

#### Assistant Coaches:

Offensive Coordinator/Quarterbacks . . . Rhett Lashlee  
Arkansas, 2006 (1st year at Arkansas State)  
Defensive Coordinator/Linebackers . . . John Thompson  
Central Arkansas, 1978 (1st year at Arkansas State)  
Running Backs/Special Teams Coordinator . . . Elijah Drinkwitz  
Arkansas Tech, 2004 (1st year at Arkansas State)  
Offensive Line . . . J.B. Grimes  
Henderson State, 1977 (1st year at Arkansas State)  
Cornerbacks . . . David Gunn  
Arkansas, 1987 (11th year at Arkansas State)  
Safeties . . . Brandon Hall  
Oklahoma, 2000 (1st year at Arkansas State)  
Defensive Line . . . Kenny Ingram  
Arkansas State, 1999 (1st year at Arkansas State)  
Tight Ends . . . Dean Jackson  
Wichita State, 1981 (1st year at Arkansas State)  
Wide Receivers/Recruiting Coordinator . . . Casey Woods  
Tennessee, 2006 (1st year at Arkansas State)

#### 2012 ARKANSAS STATE SCHEDULE

Sept. 1	at No. 5 Oregon (ESPN)	9:30 p.m.
<b>SEPT. 8</b>	<b>MEMPHIS (ESPN3.com)</b>	<b>6 p.m.</b>
Sept. 15	at No. 16 Nebraska (ESPN, ESPN2 or ESPN3)	11 a.m.
<b>SEPT. 22</b>	<b>ALCORN STATE (ESPN3.com)</b>	<b>6 p.m.</b>
<b>SEPT. 29</b>	<b>WESTERN KENTUCKY* (ESPN3.com)</b>	<b>6 p.m.</b>
Oct. 4	at Florida International* (ESPN3)	6:30 p.m.
<b>OCT. 13</b>	<b>SOUTH ALABAMA**</b>	<b>6 p.m.</b>
Oct. 23	at UL Lafayette* (ESPN2)	7 p.m.
Nov. 3	at North Texas*	4 p.m.
<b>NOV. 8</b>	<b>LOUISIANA-MONROE* (ESPN3)</b>	<b>6 p.m.</b>
Nov. 17	at Troy*	2:30 p.m.
<b>DEC. 1</b>	<b>MIDDLE TENNESSEE*</b>	<b>2 p.m.</b>

\*SBC game \*\*Homecoming All Times Central

#### 2012 OREGON SCHEDULE

<b>SEPT. 1</b>	<b>ARKANSAS STATE</b>	<b>7:30 p.m.</b>
<b>SEPT. 8</b>	<b>FRESNO STATE</b>	<b>3:30 p.m.</b>
<b>SEPT. 15</b>	<b>TENNESSEE TECH</b>	<b>noon</b>
<b>SEPT. 22</b>	<b>ARIZONA*</b>	<b>TBA</b>
Sept. 29	at Washington State*	TBA
<b>OCT. 6</b>	<b>WASHINGTON*</b>	<b>TBA</b>
Oct. 18	at Arizona State*	6 p.m.
<b>OCT. 27</b>	<b>COLORADO*</b>	<b>TBA</b>
Nov. 3	at USC*	TBA
Nov. 10	at California*	TBA
<b>NOV. 17</b>	<b>STANFORD*</b>	<b>TBA</b>
Nov. 24	at Oregon State*	TBA

\*Pac-12 game All Times Western


**RADIO:** . . . . . EAB Sports Radio Network  
Matt Stolz (play-by-play), Bill Keedy (analyst)  
**TELEVISION:** . . . . . ESPN  
Joe Tessitore (play-by-play), Matt Millen (analyst)  
Shelley Smith (sideline)

#### 2012 ASU TELEVISION SCHEDULE:

Sept. 1 at Oregon . . . . . ESPN  
Sept. 8 vs. Memphis . . . . . ESPN3.com  
Sept. 15 at Nebraska . . . . . ESPN, ESPN2 or ESPN3  
Sept. 22 vs. Alcorn State . . . . . ESPN3.com  
Sept. 29 vs. Western Kentucky . . . . . ESPN3.com  
Oct. 4 at Florida International . . . . . ESPN3  
Oct. 23 at Louisiana-Lafayette . . . . . ESPN2  
Nov. 8 vs. Louisiana-Monroe . . . . . ESPN2



**GAME 1:** Arkansas State (0-0) at No. 5 Oregon (0-0)  
September 3, 2012 • Autzen Stadium  
Eugene, Ore. • 9:30 p.m. CT  
**Radio:** EAB Sports Radio Network (107.9 FM, flagship)  
**TV:** ESPN  
**LIVE STATS:** AStateRedWolves.com



**ON TAP:** The defending Sun Belt Conference champion Arkansas State Red Wolves open their 2012 campaign at No. 5 Oregon Saturday at 9:30 p.m. (CT) in an ESPN-televised game. Every A-State game can be heard live on 107.9 FM in the Jonesboro area and the live radio broadcast can be accessed through the Arkansas State athletic Web site (AStateRedWolves.com).

### BY THE NUMBERS . . .

- 1 ASU's 2012 recruiting class was ranked No. 1 in the Sun Belt by Rivals, ESPN.com, Scout and 247Sports.com.
- 2 Sun Belt Conference Special Teams Player of the Week awards earned by **Don Jones** last season.
- 2 ASU was picked to finish second in the preseason Sun Belt Coaches Poll with 85 points and 2 first-place votes.
- 3 touchdown receptions needed by **Taylor Stockemer** to become ASU's career leader in the stat.
- 3 A-State is one of just three football programs to ever go undefeated in Sun Belt Conference play.
- 3 ASU players named to the Blue Ribbon Preseason All-Sun Belt Conference Team.
- 4 ASU players named Preseason All-SBC, including **Ryan Aplin**, **Josh Jarboe**, **Zack McKnight** and **Don Jones**.
- 4 of the last seven seasons have seen Arkansas State achieve bowl eligibility with at least six victories.
- 4.7 yards per play allowed by the ASU defense, matching the fifth lowest in Sun Belt history.
- 5.5 games improved from 2010 to 2011 by the ASU, giving it a tie for nation's second biggest turnaround in 2011.
- 6 **Taylor Stockemer**'s rank for career receiving yards at Arkansas State (1,663).
- 6 touchdown passes needed by **Ryan Aplin** to become ASU's career leader in the stat.
- 6 A-State games are currently scheduled to be televised by ESPN, ESPN2, ESPNU or ESPN3.com.
- 6 opponents held under 20 points by the A-State defense last season, the most since 1987.
- 6 ASU players named to Athlon's Preseason All-Sun Belt Conference team.
- 7 victories last season by ASU came by a double-figure margin, the most since 1986.
- 7 consecutive winning seasons at ASU Stadium, including a 6-0 mark in 2011.
- 8 game conference winning streak currently held by ASU, which is tied for the third longest in the nation with NIU.
- 8 conference championships held by A-State, including the 2011 Sun Belt Conference title.
- 8 ASU players named to CollegeSportsMadness.com Preseason All-Sun Belt Conference Team.
- 9 of the last 10 years the football team has won the Sun Belt Conference Team Academic Award.
- 9 consecutive victories entering the 2012 GoDaddy.com Bowl were the second most in the nation at the time.
- 10 victories by A-State in 2011, its most ever as an FBS member and the most at any level since 1986.
- 12 statistical categories ASU ranked among the top 50 teams in the nation in 2011.
- 12 A-State players named to **Phil Steele's** Preseason All-Sun Belt Conference Team.
- 13 ASU received as many as 13 votes in the USA Today Top 25 Coaches Poll in 2011.
- 16 combined single game, season and career school records held by **Ryan Aplin** heading into his senior season.
- 18 A-State received as many as 18 votes in the AP Top 25 poll in 2011.
- 19 statistical categories A-State ranked among the top three teams in the Sun Belt Conference in 2011.
- 23 seniors on the 2012 roster, including 13 redshirt seniors.
- 24 ASU's national rank in both total offense and total defense in 2011.
- 30 A-State was listed as high as No. 30 in the CBSSports.com rankings in 2011.
- 32 touchdowns allowed by the ASU defense last season, tying the fourth fewest in Sun Belt history.
- 35 ASU reached as high as No. 35 in the BCS rankings in 2011.
- 52 returning lettermen on the 2012 A-State team, including 6 starters on offense and four on defense.
- 154 yards of total offense needed by **Ryan Aplin** to become ASU's career leader in the stat.
- 291 passing yards needed by **Ryan Aplin** to become ASU's career leader in the stat.
- 300 yards or more of total offense recorded by ASU in 24 of its last 25 games, dating back to the 2010 season.
- 422 points scored by A-State last year were the third most in school history.
- 5,822 yards of total offense by the 2011 Red Wolves was a school record.
- 21,257 was ASU's school-record average home attendance last season.

### ARKANSAS STATE GAME WEEK MEDIA SCHEDULE

Mon., Aug. 27 . . . . . Sun Belt weekly teleconference begins at 10:30 a.m. (Coach Malzahn at 10:44 a.m.).  
11:30 a.m. press conference with head coach Gus Malzahn (ASU Football Facility, 3rd floor).  
Tues., Aug. 28 . . 4:50-6:50 p.m. practice. First 20 min open to media. Coaches & players available after practice.  
"Live at the Brickhouse with Gus Malzahn" radio show 7-8 p.m. (KFIN, 107.9 FM)  
Wed., Aug. 29 . . 4:50-6:50 p.m. practice. First 20 min open to media. Coaches & players available after practice.  
Sun Belt Conference television highlight/interview package available.  
Thur., Aug. 30 . . . . . 4:50-6:50 p.m. closed practice.  
Fri., Aug. 31 . . . . . Travel Day. No player availability.  
Sat., Sept. 1 . . . . . Game Day. Coaches and players available after the game.  
Sun., Sept. 2 . . . . . Closed practice. Contact ASU Sports Information to arrange interviews.

## 2011 SUN BELT STANDINGS

Team	Conference			Overall		
	W	L	Pct.	W	L	Pct.
Arkansas State*1	8	0	1.000	10	3	.769
WKU	7	1	.875	7	5	.583
UL Lafayette#	6	2	.750	9	4	.692
FIU^	5	3	.625	8	5	.615
North Texas	4	4	.500	5	7	.417
ULM	3	5	.375	4	8	.333
Troy	2	6	.250	3	9	.250
Middle Tennessee	1	7	.125	2	10	.167
Florida Atlantic	0	8	.000	1	11	.083

## 2012 PRESEASON ALL-SBC TEAM

## OFFENSE

**Ryan Aplin** (Arkansas State, Sr., QB)

Lance Dunbar (North Texas, Sr., RB)

Kedrick Rhodes (Florida International, Jr., RB)

Alonzo Harris (Louisiana-Lafayette, So., RB)

**Josh Jarboe** (Arkansas State, Sr., WR)

Javone Lawson (Louisiana-Lafayette, Sr., WR)

Eric Thomas (Troy, Jr., WR)

Jack Doyle (WKU, Sr., TE)

**Zack McKnight** (Arkansas State, Sr., OL)

Rupert Bryan (Florida International, Sr., OL)

Caylin Hauptmann (Florida International, Sr., OL)

Leonardo Bates (Louisiana-Lafayette, Sr., OL)

Cyril Lemon (North Texas, So., OL)

## DEFENSE

Isame Faciane (Florida International, Jr., DL)

Tourek Williams (Florida International, Sr., DL)

Tony Davis (Troy, Sr., DL)

Quanterus Smith (Western Kentucky, Sr., DL)

Winston Fraser (Florida International, Sr., LB)

Kanorris Davis (Troy, Sr., LB)

Andrew Jackson (Western Kentucky, Jr., LB)

**Don Jones** (Arkansas State, Sr., DB)

Jonathan Cyprien (Florida International, Sr., DB)

Melvin White (Louisiana-Lafayette, Sr., DB)

Brynden Trawick (Troy, Sr., DB)

## SPECIAL TEAMS

Brett Baer (Louisiana-Lafayette, Sr., PK)

Will Atterberry (North Texas, Sr., P)

John Evans (Western Kentucky, So., RS)

## PRESEASON OFFENSIVE PLAYER OF THE YEAR

Ryan Aplin (Arkansas State, Sr., QB)

## PRESEASON DEFENSIVE PLAYER OF THE YEAR

Tourek Williams (Florida International, Sr., DL)

## 2012 PRESEASON SBC COACHES POLL

## SCHOOL - POINTS (1st place votes)

1. Florida International - 92 (5)
2. Arkansas State - 85 (2)
3. Louisiana-Lafayette - 81 (2)
4. Western Kentucky - 70 (1)
5. Troy - 60
6. Louisiana-Monroe - 47
7. Middle Tennessee - 42
8. North Texas - 36
9. Florida Atlantic - 23
10. South Alabama - 14

**THE PRINCIPALS:** A-State is coming off a 10-3 season, a perfect 8-0 record in Sun Belt Conference Play and an appearance in the 2012 GoDaddy.com Bowl in Mobile, Ala. The Red Wolves also won the SBC Championship outright for the first time in school history and became just the third school to go undefeated through league play in SBC history.

**HEAD COACH GUS MALZAHN:** Gus Malzahn was named the Red Wolves' 28th head football coach at Dec. 14 press conference, bringing him back to his home state after most recently enjoying highly successful stints as a top assistant coach at three NCAA FBS universities that garnered him national acclaim. A name highly recognized throughout Arkansas and the nation, Malzahn comes to Arkansas State after serving as the offensive coordinator and quarterbacks coach at Auburn for the past three seasons. A native of Fort Smith, Malzahn was named the winner of the 2010 Frank Broyles Award, given annually to the nation's top collegiate assistant coach.

**THE ARKANSAS STATE - OREGON SERIES:** Saturday's game will mark the first ever meeting between Arkansas State and Oregon. It will also be the first time that an ASU football team has played a game in the state of Oregon.

**A-STATE vs. THE PAC-12:** This will be Arkansas State's first ever meeting against a Pacific-12 school.

**98th SEASON SET TO BEGIN:** Arkansas State will kick off its 98th season of football Sept. 1 at Oregon. ASU now holds a 416-454-37 record since the inaugural 1911 season and has played in eight bowl games. A-State did not field a football team from 1942-44 due to World War II. ASU also didn't have a team in 1918 as World War I was ending.

**STARTING STRONG:** Gus Malzahn will have the opportunity to accomplish something that hasn't been done by an ASU coach since 1979 when the Red Wolves play Oregon, and that's to win his first game. Larry Lacewell was ASU's last coach to win his debut game, leading A-State to a 24-14 victory over East Texas State 33 years ago. ASU's previous six head coaches all suffered setbacks in their first game, including Al Kincaid, Ray Perkins, John Bobo, Joe Hollis, Steve Roberts and Hugh Freeze.

**FOR STARTERS:** ASU is 44-46-6 all-time in season openers. A-State dropped a 33-15 decision to Illinois last season, but won back-to-back season openers against Mississippi Valley State (2009) and Texas A&M (2008).

The Red Wolves will open the year against Oregon for first time in school history.

**CHALLENGING START:** Since moving to Division I-A in 1992 the Red Wolves have kicked off 15 of 20 seasons with an opponent from the SEC, ACC, Big Ten, Big 12 or PAC-12. A-State's lone victory in those 15 games came in 2008 when it knocked off Texas A&M 18-14, but the Red Wolves feel by just eight points (21-13) against Texas in 2007, seven points (38-31, 2OT) to North Carolina State in 2000 and three points (17-14) versus Minnesota in 2008.

**SENIOR BOWL WATCHLIST:** For the first time in school history ASU has two players on the Senior Bowl Watch list. Senior quarterback Ryan Aplin and senior wide out Josh Jarboe were added to the watch list on August 24.

**PRESEASON ALL-CONFERENCE:** Senior quarterback **Ryan Aplin** was named Sun Belt Conference Preseason Offensive Player of the Year and one of four A-State players named to the all-conference team at the league's Media Day in New Orleans. Aplin, senior wideout **Josh Jarboe**, senior offensive lineman **Zack McKnight** and senior defensive back **Don Jones** were all named to the Preseason All-SBC Team.

**RED WOLVES TABBED SECOND IN PRESEASON SBC POLL:** The Red Wolves were picked second in the preseason coaches poll announced as part of the league's annual Media Day. Arkansas State received 85 points and two first place votes, just behind Florida International, which received five first place votes and 92 points to earn the nod as the preseason favorite in the league race. The Red Wolves won the Sun Belt Conference Championship a year ago after posting a perfect 8-0 record in league play during the 2011 season. Louisiana-Lafayette, Western Kentucky and Troy rounded out the top five in the poll, and FIU defensive lineman Tourek Williams was named the Preseason Defensive Player of the Year.

**HIGHLY TOUTED RECRUITING CLASS:** With a *Parade* All-American, Under Armour All-American, NJCAA All-American, 23 players that earned either junior college all-conference or high school all-state recognition and 18 players rated at least three stars by one or more of the major recruiting sources, the 2012 ASU signing class could be considered one of the best in the history of the ASU football program. Arkansas State had the top-rated class in the Sun Belt Conference by *Rivals.com*, *Scout.com*, *ESPN.com* and *247Sports.com*.



**ARKANSAS STATE TEAM RECORD**

Overall	416-454-37
ASU Stadium	115-70-1
Since Div. I-A (1992)	75-146-1

**TEAM STREAKS**

Wins	0
ASU Stadium Wins	6
Away Wins	4
Sun Belt Wins	8
Losses	1
Home Losses	0
Away Losses	0
Non-conference Losses	1
Wins When:	
allowing 10 points or less	29
allowing 17 points or less	6
scoring 20 points or more	0
scoring 30 points or more	8
rushing for 200+ yards	6
passing for 300+ yards	0
400+ yards of total offense	7
leading at the half	10
tied at the half	1
trailing at the half	0
scoring first	0

**2011 ASU RECORD WHEN:**

at home	6-0
on the road	4-2
leading at the half	8-0
tied at the half	1-0
trailing at the half	1-3
leading after 3 quarters	8-0
tied after 3 quarters	0-0
trailing after 3 quarters	2-3
overtime	0-0
Scores	
17+ points	10-1
the opponents scores	
17+ points	6-3
more offensive yards	9-0
fewer offensive yards	1-3
more penalty yards	6-2
same penalty yards	0-0
fewer penalty yards	4-1
gains 300+ offensive yards	10-2
allows 300- offensive yards	5-0
rushes for 150+ yards	7-0
rushes for 200+ yards	5-0
passes for 200+ yards	8-3
Wins turnovers	5-0
Ties turnovers	1-1
Loses turnovers	4-2
More total yardage	10-1
Less total yardage	0-2
Wins time of possession	7-0
Ties time of possession	1-0
Loses time of possession	2-3

**COACHING RECOGNITION:** First-year Arkansas State Head Football Coach Gus Malzahn was recognized as one of the top hires in the nation this offseason, named as the No. 4 best hire and No. 2 most intriguing hire in the nation by CBSSports.com. He was also one of two head coaches in the nation to receive a grade of A+ among new hires for the 2012 season by the *Sporting News*. Bleacher Report's "Over/Under Victories" for every new head coach places A-State at nine victories, one of the tops listed in the report.

**RETURNING ALL-CONFERENCE PLAYERS:** A-State returns five 2011 All-Sun Belt Conference players this season, including the league's Player of the Year in senior quarterback **Ryan Aplin**. Aplin was a first-team selection and was joined by second-team choices **Josh Jarboe** (Sr., WR) and **Nathan Herrold** (Sr., LB). Returning as honorable mention choices are senior wideout **Taylor Stockemer** and senior punter **Neely Sullivent**.

**GODADDY.COM BOWL:** Arkansas State accepted an official invitation to the GoDaddy.com Bowl last season following its victory over Middle Tennessee on Nov. 19, placing the Red Wolves in a bowl game for the first time since 2005 when they played Southern Miss in the New Orleans Bowl in Lafayette, La. ASU was bowl eligible for the first time since 2008, but for the fourth time over the last seven seasons. ASU reached bowl eligibility after just eight games, making last year the earliest ASU had ever been bowl eligible as an FBS member (since 1992).

**SUN BELT CHAMPIONS:** Arkansas State claimed its first ever outright Sun Belt Conference championship last season. Including 2011, Arkansas State has won eight conference championships all-time. ASU won the Southland Conference seven times (1986, 1985, 1978, 1975, 1970, 1969, 1968). ASU also won the 2005 Sun Belt Conference championship, but it was later vacated due to NCAA sanctions.

**IN THE POLLS:** Arkansas State received as many as 18 votes in the AP Top 25 Poll and 13 votes in the USA Today Top 25 Coaches Poll, while also ranking as high as No. 35 in the BCS and reaching No. 30 in the CBSSports.com 120 rankings during the season.

**APLIN ON NUMEROUS WATCH LISTS:** An All-America and Heisman candidate, senior quarterback **Ryan Aplin** has garnered a significant amount of national attention this preseason as he is listed on the Walter Camp Player of the Year Watch List, Davey

O'Brien Award Watch List, Johnny Unitas Award Watch List and the Manning Award Watch List. Video, action photos and biographical information for Aplin are all available on a Facebook Page, maintained by the ASU Sports Information Department, called "Ryan Aplin All-America and Heisman Campaign." Fans and media will be able to follow Aplin's 2012 season on the page, where updates will be posted throughout fall camp and the upcoming season.

**ATHLON'S PRESEASON HONORS:** The Red Wolves had six players named to *Athlon's* preseason All-Sun Belt Conference Team, including senior quarterback **Ryan Aplin** (first team), senior wide receiver **Josh Jarboe** (first team), senior offensive lineman **Zack McKnight** (first team), senior linebacker **Nathan Herrold** (first team), junior defensive lineman **Ryan Carrethers** (second team) and senior safety **Don Jones** (second team).

**PHIL STEELE'S PRESEASON HONORS:** *Phil Steele's* preseason All-Sun Belt team featured 12 A-State players, including first team selections **Ryan Aplin** (Sr., QB) and **Josh Jarboe** (Sr., WR). ASU's 12 selections tied the fourth most in the league with Troy. Earning a spot on the second team were **Taylor Stockemer** (Sr., WR), **Zack McKnight** (Sr., OL), **Nathan Herrold** (Sr., LB), **Chaz Scales** (Sr., DB) and **Andrew Tryon** (So., DB), who made the team as a kick returner. The Red Wolves' third-team choices were **Frankie Jackson** (So., RB), **Ryan Carrethers** (Jr., DL) and **Brian Davis** (Jr., K), while **Ishamail Hayes** (Jr., DE) and **Qushaun Lee** (So., LB) were fourth-team selections.

**COLLEGE SPORTS MADNESS PRESEASON HONORS:** CollegeSportsMadness.com has announced its preseason All-Sun Belt Conference Team, which includes Offensive Player of the Year **Ryan Aplin** (Sr., QB). Along with Aplin, **Zack McKnight** (Sr., OL) was named a first team choice. Second team selections included **Josh Jarboe** (Sr., WR), **Brian Davis** (Jr., K) and **Nathan Herrold** (Sr., LB). A-State's third team picks included **Taylor Stockemer** (Sr., WR), **Andrew Tryon** (So., DB) as a kick returner and **Chaz Scales** (Sr., DB).

**BLUE RIBBON PRESEASON HONORS:** The Blue Ribbon Preseason All-Sun Belt Conference Team included Arkansas State players **Josh Jarboe** (Sr., WR), **Ryan Aplin** (Sr., QB) and **Nathan Herrold** (Sr., LB).

**MOST WINS AS AN FBS MEMBER:** Arkansas State recorded its most victories ever as an FBS member with 10 last season, topping the previous best of six wins in 1995,

2002, 2005, 2006 and 2008. The last time the Red Wolves won 10 games at any level was 1986 when it posted a 12-2-1 record and finished as the NCAA I-AA runner-up. A-State's 10 victories ties the fourth most in school history. ASU had 10 victories in 1951, 11 in 1970 and 1975 and 12 in 1986.

### ASU IN 2011 SUN BELT RANKINGS

Stat	ASU	Rank	Leader
Total Offense	447.8 ypg	1	ASU
First Downs	23.4 pg	1	ASU
Scoring Offense	32.5 ppg	1	ASU
Sacks by	2.70 spg	1	ASU
Opp. 3rd Down	35.2 pct.	1	ASU
Total Defense	331.5 ypg	2	ULM (326.2)
3rd Down Conv.	42.1 pct.	2	WKU (43.3)
Scoring Defense	20.8 ppg	2	FIU (19.5)
Pass Efficiency	136.8	2	ULL (142.5)
4th Down Conv.	63.0 pct.	2	ULL (73.3)
Rushing Defense	103.5 ypg	2	ULM (100.0)
Pass Def. Effic.	114.9	2	FIU (112.0)
Rushing Offense	154.2 ypg	2	WKU (181.6)
Pass Offense	293.6 ypg	2	ASU
Opp. 4th Down	42.3 pct.	3	NT (35.3)
Opp. First Downs	18.1 pg	3	ULM (17.6)
Field Goals	.706 pct.	3	ULL (.900)
Kickoff Coverage	41.0 net/avg.	3	Troy (44.3)
Red Zone Def.	75.0 pct.	3	ULM (71.1)
Red Zone Off.	81.8 pct.	4	ULL (92.7)
Turnover Margin	+0.15 pg	4	NT (+0.75)
Punt Return Avg.	8.4 ypr	4	FIU (15.9)
Time of Poss.	30:04	4	WKU (35:08)
Kickoff Returns	20.8 ypr	4	WKU (26.1)
Pass Defense	227.9 ypg	5	MT (211.6)
Punting	36.5 net/p	5	NT (39.9)
Penalties	60.4 ypg	5	NT (41.4)
Sacks Against	2.08 pg	7	MT (0.83)
Opp. Penalties	48.1 ypg	7	WKU (62.6)
PAT Kicking	.936 pct.	7	2 tied (1.000)

### ASU'S 2011 INDIVIDUAL SBC RANKINGS

Stat	ASU Player	Avg.	Rank
Receptions	D. Frampton	7.23 rpg	1
Total Offense	R. Aplin	321.2 ypg	1
Sacks	B. Joiner	13.0 total	1
Rec. Yards	D. Frampton	88.9 ypg	1
Interceptions	D. Feemster	0.38 pg	1
TFL	B. Joiner	19.0 total	1
Passing	R. Aplin	276.0 ypg	2
Pass Effic.	R. Aplin	133.6	2
Field Goals	B. Davis	1.38 pg	T2
Fumbles Forced	D. Edwards	3 total	3
Scoring (Kick)	B. Davis	7.5 ppg	3
Passes Def.	D. Feemster	0.92 pg	T3
Passes Def.	C. Scales	0.92 pg	T3
Scoring	B. Davis	7.5 ppg	4
Scoring (TDs)	R. Aplin	5.1 ppg	4
Interceptions	K. McCray	0.31 pg	5
PAT Pct.	B. Davis	.936	5
Receiving Yds	T. Stockemer	58.2 ypg	6
Scoring	R. Aplin	5.1 ppg	7
Interceptions	D. Edwards	0.23 pg	T7
Rec. Yards	J. Jarboe	56.2 ypg	8
All Purpose	D. Frampton	104.8 ypg	8
Punting	R. Wilbourn	38.1 ypp	8
Field Goals	B. Zalud	0.46 pg	9
Kick Ret Avg.	R. Hall	20.9 avg.	9
Rushing	R. Aplin	45.2 ypg	9
Receptions	J. Jarboe	4.2 rpg	10
Tackles	K. McCray	5.4 tpg	28
Tackles	D. Davis	5.3 tpg	30
Tackles	N. Herrold	5.1 tpg	35

**ON A ROLL:** The 2011 campaign saw ASU win nine consecutive games for the first time since 1975 when it posted an 11-0 record. The Red Wolves' nine-game winning streak was the second longest in the nation entering the GoDaddy.com Bowl, behind only LSU (14) at the time. ASU's nine-game winning streak was the third longest in school history behind 16 from 1969-71 and 15 from 1974-76.

**UNDEFEATED IN CONFERENCE:** Last year, Arkansas State became just the third school in Sun Belt Conference history to ever go undefeated in league play. The only other schools to accomplish the feat were Troy in 2009 (8-0) and North Texas in 2004 (7-0), 2003 (7-0) and 2002 (6-0). While 2011 marked the first time ASU ever went undefeated in Sun Belt play, it also went undefeated against Southland Conference competition six times, including 1964 (2-0-2), 1968 (3-0-1), 1969 (4-0), 1970 (4-0), 1975 (5-0) and 1986 (5-0).

**CONFERENCE WINNING STREAK:** Arkansas State's eight-game conference winning streak is its longest since the 1985-86 seasons when it won 10 in a row as a member of the Southland Conference. The Red Wolves' conference winning streak is also currently tied for the third longest in the nation with Northern Illinois. TCU has a 24-game conference winning streak and LSU has won nine straight league games.

**REGULAR-SEASON WINNING STREAK:** The Red Wolves ended the regular season on a nine-game winning streak, one of the longest in the nation. Along with Northern Illinois, ASU's opponent in the 2012 GoDaddy.com Bowl, the Red Wolves regular-season winning streak is the third longest in the nation behind only LSU (13) and Georgia

### SUN BELT CAREER RECORDS

TOTAL OFFENSE		
	Yards	Years
1. Steven Jyles (ULM)	10,234	2002-05
2. Rusty Smith (FAU)	9,777	2005-09
3. Corey Leonard (ASU)	8,887	2006-09
4. <b>Ryan Aplin</b>	<b>8,734</b>	<b>2009-cur.</b>
TOTAL OFFENSE PER GAME		
	Avg.	Years
1. Levi Brown (Troy)	274.3 ypg	2008-09
2. <b>Ryan Aplin</b>	<b>256.9 ypg</b>	<b>2009-cur.</b>
COMPLETION PERCENTAGE		
	Pct.	Years
1. Clint Marks (MT)	66.0	2003-06
2. <b>Ryan Aplin</b>	<b>63.0</b>	<b>2009-cur.</b>
PASS COMPLETIONS		
	No.	Years
1. Steven Jyles (ULM)	795	2002-05
2. Rusty Smith (FAU)	768	2005-09
3. Clint Marks (MT)	668	2003-06
4. <b>Ryan Aplin</b>	<b>633</b>	<b>2009-cur.</b>
PASSING YARDS		
	Yards	Years
1. Rusty Smith (FAU)	10,112	2005-09
2. Steven Jyles (ULM)	8,987	2002-05
3. <b>Ryan Aplin</b>	<b>7,416</b>	<b>2009-cur.</b>

### A-STATE INDIVIDUAL CAREER RECORDS

TOTAL OFFENSE		
	Yards	Years
1. Corey Leonard	8,887	2006-09
2. <b>Ryan Aplin</b>	<b>8,734</b>	<b>2009-cur.</b>
TOTAL OFFENSE PLAYS		
	Plays	Years
1. Corey Leonard	1,604	2006-09
2. <b>Ryan Aplin</b>	<b>1,367</b>	<b>2009-cur.</b>
TOTAL OFFENSE AVERAGE PER GAME		
	Avg.	Years
1. <b>Ryan Aplin</b>	<b>256.9</b>	<b>2009-cur.</b>
2. Corey Leonard	201.9	2006-09
TOTAL OFFENSE AVERAGE PER PLAY		
	Avg.	Years
1. Johnny Covington	7.5	1992-95
2. Leroy Harris	7.0	1975-76
3. Dennis Forrest	6.7	1986-89
4. <b>Ryan Aplin</b>	<b>6.4</b>	<b>2009-cur.</b>
T5. Dennis Bolden	5.7	1975-76
Nick Noce	5.7	2003-05
RUSHING TOUCHDOWNS		
	No.	Years
1. Richie Woit	57	1950-53
T2. Reggie Arnold	33	2006-09
Dwane Brown	33	1984-87
4. Calvin Harrell	26	1968-71
5. <b>Ryan Aplin</b>	<b>25</b>	<b>2009-cur.</b>
PASS ATTEMPTS		
	No.	Years
1. Cleo Lemon	1,128	1997-2000
2. Corey Leonard	1,088	2006-09
3. <b>Ryan Aplin</b>	<b>1,004</b>	<b>2009-cur.</b>
PASS COMPLETIONS		
	No.	Years
1. <b>Ryan Aplin</b>	<b>633</b>	<b>2009-cur.</b>
2. Corey Leonard	571	2006-09
PASSING YARDS		
	Yards	Years
1. Cleo Lemon	7,706	1997-2000
2. <b>Ryan Aplin</b>	<b>7,416</b>	<b>2009-cur.</b>
TOUCHDOWN PASSES		
	No.	Years
1. Cleo Lemon	48	1997-2000
2. Corey Leonard	47	2006-09
3. <b>Ryan Aplin</b>	<b>43</b>	<b>2009-cur.</b>
HIGHEST COMPLETION PERCENTAGE		
	Pct.	Years
1. <b>Ryan Aplin</b>	<b>.630</b>	<b>2009-cur.</b>
2. Jeremie Watkins	.539	1996-97
PASSING YARDS PER GAME		
	Avg.	Years
1. <b>Ryan Aplin</b>	<b>218.1</b>	<b>2009-cur.</b>
2. Cleo Lemon	188.0	1997-2000
TOUCHDOWN RECEPTIONS		
	No.	Years
1. John Koldus	15	1950-52
T2. <b>Taylor Stockemer</b>	<b>13</b>	<b>2009-cur.</b>
T10.4 tied	8	
NR <b>Allen Muse</b>	<b>7</b>	<b>2009-cur.</b>
RECEPTIONS		
	No.	Years
1. Dwayne Frampton	163	2010-11
6. Reginald Murphy	121	1993-96
7. <b>Taylor Stockemer</b>	<b>98</b>	<b>2009-cur.</b>
RECEIVING YARDS		
	Yds.	Years
1. Lennie Johnson	2,730	1995-98
5. Brandon Thompkins	1,701	2006-09
6. <b>Taylor Stockemer</b>	<b>1,663</b>	<b>2009-cur.</b>
MOST TOUCHDOWNS SCORED		
	No.	Years
1. Richie Woit	57	1950-53
6. Corey Walker	28	1993-96
T7. <b>Ryan Aplin</b>	<b>26</b>	<b>2009-cur.</b>
MOST BLOCKED KICKS		
	No.	Years
1. Jimmy Lisko	8	1972-75
T2. <b>Tim Starson</b>	<b>4</b>	<b>2009-cur.</b>
MOST POINTS BY KICKING		
	Points	Years
1. Josh Arauco	288	2006-09
6. Joe Duren	165	1971-74
7. <b>Brian Davis</b>	<b>131</b>	<b>2010-cur.</b>

(10). Following ASU and NIU, Louisiana Tech, TCU and Virginia Tech all have a seven-game win streak to their credit heading into the 2012 season.

**TOP TURNAROUNDS:** Arkansas State tied for the nation's second highest turnaround in games improved last season, posting 10 in 2011 after finishing 2010 with four. The Red Wolves had a 5.5 game improvement, while Houston led the nation in games improved (7). Also with 5.5 games improved last season were Cincinnati and ULL.

**FINISHING IN THE FOURTH:** Arkansas State has outscored its opponents 118-41 in the fourth quarter last season. The Red Wolves were outscored just twice in the fourth quarter all season, and that came by a one-point margin in the North Texas game. ASU did not allow a fourth-quarter score in seven games, including five of the last seven.

**GRABBING AN EARLY LEAD:** Arkansas State has opened up a double-figure lead in the first quarter its last six games in a row, outscoring its opponents 77-9 over that span. During its nine-game winning streak, ASU scored first seven times.

**DOUBLE DIGITS:** Arkansas State won seven games by a double-figure margin last season, which was its most since 1986. ASU won five of its last seven games by at least 18 points.

**TOP 50:** Arkansas State is ranked among the top 50 teams in the nation in 12 statistical categories, including total offense (24) and total defense (24).

**HOME SWEET HOME:** With a 6-0 home record last season, Arkansas State secured its seventh consecutive winning record at ASU Stadium dating back to 2005. ASU is now 31-7 at ASU Stadium since the 2005 season. The Red Wolves' actual on-field record all-time at ASU Stadium is 123-70-1 since it opened in 1974. ASU's six home wins this season are its most since 1985, and the last time the Red Wolves went undefeated at home was 2005 (5-0).

**CROWD SUPPORT:** Arkansas State's first two home games this season were played in front of the largest back-to-back crowds in ASU Stadium history. The 29,872 in attendance for the Memphis game made it the second largest crowd in ASU Stadium history and the 27,918 announced for the UCA game was the fourth largest. The Red Wolves' average home attendance of 21,257 was a school record, topping the old record of 21,105 set in 2008. ASU's average attendance of 21,257 was the second highest in the Sun Belt Conference.

**PILING UP THE YARDS:** The 2011 Arkansas State offense recorded over 300 yards of total offense in all but one game, over 400 yards in seven games, over 500 in four games and over 600 in two. ASU averaged 447.8 yards per game and went over 5,000 total yards for the first time in school history.

**LIGHTING UP THE SCOREBOARD:** A-State recorded at least 30 points in eight games last season, including six of the last seven, and its 422 points were the third most in school history. The last time ASU scored 30-plus points in eight games was 1951 (10 times).

**300-PLUS:** Dating back to the 2010 season, Arkansas State has posted at least 300 yards of total offense 24 of its last 25 games. ASU's school-record 14 consecutive games with over 300 yards of total offense came to an end against Virginia Tech last season, but it has now reached the total in 10 straight games.

**MR. 3,000:** Junior QB *Ryan Aplin* is one of just two players in Sun Belt Conference history to record 3,000 yards total offense in two different seasons. Aplin posted 4,176 yards of total offense last season, and he recorded 3,416 in 2010 as a sophomore. The only other player that has accomplished the feat is FAU's Rusty Smith in 2007 and 2008.

**AMONG THE BEST PASSERS IN SCHOOL HISTORY:** Junior quarterback *Ryan Aplin*, who holds the school record for passing yards in a game (438 at UL Lafayette in 2010), is one of just three players in ASU history to record over 7,000 passing yards (7,416) and also one of just two to post over 8,000 yards of total offense (8,734). He is also ranked first all-time in completions (633) and third in TD passes (43). He has completed at least one TD pass in 10 consecutive games.

**ECLIPSING 200/300:** Junior quarterback *Ryan Aplin* has passed for at least 200 yards 22 times during his career, and all 22 games have come over his last 27 played. Aplin has recorded over 300 yards of total offense 13 times during his career, including the Illinois, UCA, WKU, FIU, North Texas, Middle Tennessee, Troy and Northern Illinois games last season.

**1,500 YARD CLUB:** Senior wide receiver *Taylor Stockemer* is one of just seven players in school history to record over 1,500 career receiving yards. His 1,663 career yards ranks sixth all-time at ASU.

**SCORING DEFENSE:** The Arkansas State defense held six opponents under 20 points last season, including five of the last eight. Last year marked the first time since 1987 ASU held three consecutive opponents under 20 points. The last time A-State held six opponents to less than 20 points over the course of an entire season was 2002.

**STINGY DEFENSE:** The ASU defense has held five opponents under 300 yards total offense, including four of the last seven, and eight under 350 yards. The last time ASU held eight teams under 350 yards of total offense was 2008. ASU ranked No. 24 in the nation in total defense.

**HOLDING THEIR GROUND:** The ASU defense has allowed just 4.7 yards per play last season, which tied the fifth lowest average in Sun Belt history. The Red Wolves also allowed just 32 touchdowns, which tied the fourth fewest in league history. Additionally, its 20.8 points surrendered per game was the fifth lowest average in Sun Belt history.

**STOPPING THE RUN:** The ASU defense allowed just 3.0 yards per rush and 103.5 rushing yards per game, which ranked tied for the third lowest and second lowest averages, respectively, in Sun Belt history.

**YOUNG STEPPING UP:** Since joining the starting lineup in the FIU game, redshirt freshman safety *Sterling Young* averaged 6.1 tackles per game and recorded a team-best 43 total tackles. He posted a career-high 10 tackles against FAU to lead the ASU defense.





Gus Malzahn was named the Red Wolves' 28th head football coach Dec. 14, 2011, bringing him back to his home state after most recently enjoying highly successful stints as a top assistant coach at three NCAA FBS universities that garnered national acclaim.

A name highly recognized throughout Arkansas and the nation, Malzahn comes to Arkansas State after serving as the offensive coordinator and quarterbacks coach at Auburn for the past three seasons. A native of Fort Smith, Malzahn was named the winner of the 2010 Frank Broyles Award, given annually to the nation's top collegiate assistant coach.

His innovative offense made an immediate and profound impact during his tenure at Auburn, highlighted by a record-setting offense in 2010 when the Tigers finished 14-0 and claimed the school's first national championship since 1957. The Auburn offense set nine school records, including points in a season (577), points per game (41.2), total yards (6,989), total offense (499.2), rushing yards (3,987), rushing touchdowns (41) and passing touchdowns (31). Malzahn's record-setting offense in 2010 led the Southeastern Conference and finished in the top 10 nationally in six statistical categories.

He coached Heisman Trophy winner Cam Newton during the Tigers run to the 2011 BCS National Championship. Under Malzahn's direction, Newton later became the overall No. 1 pick in the 2011 NFL Draft after producing one of the best single-season quarterback performances in collegiate history. Newton threw for 2,908 yards and 30 touchdowns, while rushing for 1,586 yards and an additional 20 touchdowns as Auburn finished 14-0 and defeated Oregon 22-19 in the BCS title game.

Newton also won the school's first-ever Davey O'Brien Award and Manning Award, given to the nation's top quarterback. He also claimed the Maxwell Award presented annually to college football's top player, while also earning Associated Press National Player of the Year and SEC Offensive Player of the Year awards.

He helped lead the Tigers to a 7-5 record this season, which will include an appearance in the Chick-fil-A Bowl on Dec. 31. The Malzahn-led Auburn offense had four players named to the All-SEC Team, including sophomore running back Michael Dyer, junior tight end Philip Lutzenkirchen, senior offensive lineman Brandon Mosley and junior running back Onterio McCalebb.

Malzahn's arrival in 2009 and style of offense marked a drastic turnaround from the 2008 season when Auburn struggled offensively. In a two-year period, the Tigers improved from a tie for 110th to 7th in the nation in scoring offense (from 17.3 to 41.2) and from 104th to 7th in total offense. It also took Auburn just six games in 2009 to score more points than it did in all 12 games in 2008.

Before coaching at Auburn, Malzahn spent two seasons at Tulsa, coordinating a Golden Hurricane offense that finished first nationally in total offense in 2007 and 2008. Tulsa's offense in 2007 established nine team school records and 12 individual records. The Hurricane also set nine Conference USA team records, while Tulsa quarterback Paul Smith broke an

NCAA record by throwing for at least 300 yards in 14 consecutive games.

Prior to his time at Tulsa, he coached one season at Arkansas, where he served as offensive coordinator, coached Heisman Trophy runner-up Darren McFadden and helped the Razorbacks finish fourth nationally in rushing offense at 228.5 yards per game. In fact, two of Malzahn's first three collegiate offenses ranked in the top 10 nationally in rushing, including the 2008 Tulsa team and 2006 Arkansas squad.

In 14 seasons as a high school head coach, Malzahn led seven teams to the state championship game and won three titles. Malzahn coached two quarterbacks, Josh Floyd and Rhett Lashlee, who set national passing records. Malzahn also tutored 2005 Gatorade, Parade Magazine and Rivals.com National Player of the Year Mitch Mustain at Springdale High School.

Malzahn is married to the former Kristi Otwell and they are the parents of two daughters, Kylie (23) and Kenzie (20).

## MALZAHN AT A GLANCE

### **COACHING EXPERIENCE**

- 1992-95 – Head Coach, Hughes High School
- 1996-00 – Head Coach, Shiloh Christian High School
- 2001-05 – Head Coach, Springdale High School
- 2006 – Offensive Coordinator, University of Arkansas
- 2007-08 – Asst. Head Coach, Co-Offensive Coord., Tulsa
- 2009-11 – Offensive Coordinator, Auburn

### **BOWL EXPERIENCE**

- Player – 1984 Liberty Bowl
- Player – 1985 Holiday Bowl
- Coach – 2007 Capital One Bowl
- Coach – 2008 GMAC Bowl
- Coach – 2010 Outback Bowl
- Coach – 2011 BCS National Championship Game

### **PERSONAL**

- Hometown – Fort Smith, Arkansas
- Wife – Former Kristi Otwell
- Children – Daughters Kylie (22) & Kenzie (18)
- College – Henderson State, B.A. 1990
- Playing Experience – Arkansas (1984-85), Henderson State (1988-89)





**2012:** Enters senior season with 16 school records to his credit, including eight season, five single-game and three career marks that stand atop the most successful in ASU history . . . In just three seasons Aplin has broken the school record for career completions (633) . . . Currently second all-time at ASU in career total offense (8,734) and passing yards (7,416), third in passing touchdowns (43) and fifth in rushing touchdowns (25) . . . Enters his senior season as the conference fourth all-time leader in total offense, completions and passing yards . . . Nation's fifth leading player in career passing yards and completions and fourth leading player in career total offense among current players . . . *USA Today* Preseason Sun Belt Conference Player of the Year . . . Athlon's, Blue Ribbon College Yearbook, Phil Steele's Preseason First Team All-Sun Belt Conference . . . Johnny Unitas Golden Arm Award Watch List . . . Manning Award Watch List . . . Walter Camp Watch List.

**2011:** Named the 2011-12 Sun Belt Conference Male Student-Athlete of the Year, making him the second ASU player to win the league's highest honor over the last three years (Alex Carrington, 2009-10) . . . Named the Sun Belt Conference Player of the Year (one of just two players in ASU history to earn the league's highest football award) . . . First Team All-Sun Belt Conference for the second consecutive season . . . Sun Belt Conference Player of the Week twice . . . Little Rock Touchdown Club Player of the Year for Arkansas State University . . . College Football Performance Awards (CFPA) National Quarterback of the Year Watch List . . . Broke his own single-season school records for total offense (4,176 yards), total offense per game (321.2 ypg), pass completions (304), passing yards (3,588) and passing yards per game (276.0) . . . Put up impressive numbers that are among the best in the nation, ranking No. 10 in the country in total offense, No. 14 in passing yards, No. 20 in completions per game (23.38) and No. 33 in points responsible for (13.85 ppg) . . . Rushed for a career-best 588 yards that led the team and gives him 1,318 for his career . . . Recorded a team-high 10 rushing touchdowns . . . Ranked No. 1 in the Sun Belt Conference in total offense and total passing yards, No. 2 in pass efficiency, No. 4 in scoring (TDs), No. 7 in scoring and No. 9 in rushing yards . . . Became one of just two players in the history of the Sun Belt Conference to record over 3,000 yards total offense in two different seasons (2011 and 2010) . . . Ranked No. 2 in Sun Belt Conference history in single-season total offense, No. 4 in touchdowns responsible for (29) and No. 5 in passing yards . . . Preseason First Team All-Sun Belt Conference selection by *Sporting News*, *Lindy's* and *Athlon Sports* . . . Third Team All-SBC by Phil Steele's . . . *Sporting News* "best running quarterback" in the SBC . . . *Lindy's* "best scrambler" and "coolest in the clutch" in the SBC . . . ASU Athletic Director's Honor Roll.


**2010:** First Team All-Sun Belt Conference . . . CollegeFootballNews.com Sophomore All-America Team . . . Little Rock Touchdown Club's Arkansas State Player of the Year . . . Three-time Sun Belt Conference Offensive Player of the Week . . . Rivals.com Sun Belt Conference Player of the Week . . . Broke the single-season school records for total offense (3,416 yards), total offensive plays (548), pass completions (252), pass yards (2,939), passing touchdowns (21) and pass attempts (410) . . . 61.5 completion percentage was the second highest in school history . . . 2010 numbers placed him tied for second in Sun Belt Conference history in touchdowns responsible for (32), third in total plays, fourth in total offense, sixth in passing yards and passing touchdowns and seventh in completions for a single season . . . Nationally, ranked tied for 15th in points responsible for, 19th in total offense, 27th in passing yards per game and 51st in passing efficiency . . . led the Sun Belt Conference in total offense and touchdowns responsible for and ranked second in passing touchdowns, passing yards and completions and third in pass efficiency . . . Responsible for 70 percent of ASU's total offense that broke the school record and ranked second in the Sun Belt Conference . . . Threw at least one touchdown pass in every game and had at least one rushing touchdown in eight games . . . Recorded a school-record 438 passing yards against Louisiana-Lafayette, which was the most by a Sun Belt Conference player in 2010 and the 17th most in the nation . . . Broke the school record for completions (33) and total offense (442) in a game . . . Passed for at least 200 yards in nine games and recorded at least 200 yards of total offense in 11 outings . . . Connected with Taylor Stockemer for a 65-yard touchdown pass against Louisiana-Lafayette that was his longest completion of the year . . . Posted a long run of 40 yards against Troy . . . Preseason First Team All-Sun Belt Conference selection by *Sporting News*, *Lindy's* and *Athlon Sports* . . . Third Team All-SBC by Phil Steele's . . . *Sporting News* "best running quarterback" in the SBC . . . *Lindy's* "best scrambler" and "coolest in the clutch" in the SBC . . . Named to College Football Performance Awards national Quarterback of the Year Watch List . . . ASU Athletic Director's Honor Roll and Sun Belt Conference Commissioner's List member.

**2009:** Played in nine games, including three as a starter as a redshirt freshman . . . Started three of last four games of the season . . . Completed 77 of 118 attempts for 889 yards with three touchdowns . . . Rushed 64 times for 253 yards and four touchdowns . . . Finished season with second most rushing yards and rushing touchdowns on the team . . . Posted a long completion of 64 yards and a long rush of 47 yards . . . Posted 362 yards of offense in the Red Wolves victory over North Texas, the most ever by an ASU freshman and the fifth most by any player in school history . . . Aplin posted his only 100-yard rushing game against the Mean Green, piling up 122 yards, and also threw for a career-high 240 yards . . . Threw for at least 146 yards in final five games of the season.

**2008:** Redshirted and participated on the scout team.

**HIGH SCHOOL:** Two-year varsity letterman . . . Recorded 1,300 passing yards and 350 rushing yards in seven games played . . . Posted 2,300 passing yards and 17 touchdowns, while also rushing for 650 yards and 15 touchdowns as a senior . . . Named Shrine Bowl MVP . . . 2006 and 2007 First Team All-County and Second Team All-District . . . Also was lettered in baseball and was an all-conference selection . . . Also recruited by Middle Tennessee.


**PERSONAL:** Born May 8, 1990 . . . Son of Lorice Aplin



# ARKANSAS STATE UNIVERSITY




## ALL-AMERICA & HEISMAN CANDIDATE


### QUARTERBACK RYAN APLIN



#### CAREER ACCOLADES

- 2011 SUN BELT CONFERENCE PLAYER OF THE YEAR
- 2011-12 SUN BELT CONFERENCE STUDENT-ATHLETE OF THE YEAR
- 2012 PRESEASON SUN BELT CONFERENCE OFFENSIVE PLAYER OF THE YEAR
- 2012 WALTER CAMP FOOTBALL FOUNDATION PLAYER OF THE YEAR WATCH LIST
- 2012 DAVEY O'BRIEN WATCH LIST
- 2012 MANNING AWARD WATCH LIST
- 2012 JOHNNY UNITAS GOLDEN ARM WATCH LIST
- 2012 USA TODAY PRESEASON SUN BELT CONFERENCE PLAYER OF THE YEAR
- TWO-TIME FIRST TEAM ALL-SUN BELT CONFERENCE
- HOLDS 16 SCHOOL RECORDS
- NO. 4 IN THE NATION IN CAREER TOTAL OFFENSE AMONG CURRENT PLAYERS
- NO. 5 IN THE NATION IN CAREER PASSING YARDS AMONG CURRENT PLAYERS
- ATHLON'S, BLUE RIBBON COLLEGE YEARBOOK AND PHIL STEELE'S FIRST TEAM PRESEASON ALL-CONFERENCE



**RYAN APLIN, #16**  
**QB • 6-1, 205 • SR. (RS) • 3L**  
**TAMPA, FLA. (FLEMING ISLAND)**

#### APLIN'S CAREER PASSING STATISTICS

Yr.	COMP	ATT	YDS	TD	INT	LG
2009	77	118	889	3	6	64
2010	252	410	2939	21	11	65
2011	304	476	3588	19	16	71
<b>Totals</b>	<b>633</b>	<b>1004</b>	<b>7416</b>	<b>43</b>	<b>33</b>	<b>71</b>

#### APLIN'S CAREER RUSHING STATISTICS

Yr.	ATT	YDS	AVG.	TD	LG
2009	64	253	4.0	4	47
2010	138	477	3.5	11	40
2011	161	588	3.7	10	33
<b>Totals</b>	<b>363</b>	<b>1318</b>	<b>3.6</b>	<b>25</b>	<b>47</b>

**2012 ARKANSAS STATE FOOTBALL NOTES: NUMERICAL ROSTER**

<b>No.</b>	<b>Name</b>	<b>Pos.</b>	<b>Ht.</b>	<b>Wt.</b>	<b>Cl.</b>	<b>Exp</b>	<b>Hometown (previous school)</b>
1	Carlos McCants	WR	5-11	185	Jr.-R	2L	Mobile, Ala. (LeFlore)
2	Taylor Stockemer	WR	6-4	210	Sr.-R	3L	Van Buren, Ark. (Van Buren)
2	Terrious Triplett	DB	6-1	185	Fr.-R	RS	Memphis, Tenn. (Ridgeway)
3	Josh Jarboe	WR	6-3	215	Sr.	1L	Decatur, Ga. (Northeast Mississippi CC)
3	Tyler Lindsey	LB	5-11	205	Fr.	HS	Hot Springs, Ark. (Lake Hamilton)
4	Brian Davis	K	5-11	160	Jr.	2L	Brentwood, Tenn. (Brentwood)
4	R.J. Fleming	WR	5-10	170	Jr.	2L	Natchez, Miss. (Trinity Episcopal Day School)
5	Don Jones	DB	6-1	208	Sr.	2L	Town Creek, Ala. (Miss. Gulf Coast CC)
6	Frankie Jackson	RB	5-9	185	So.-R	1L	Baton Rouge, La. (Capitol)
7	Julian Jones	WR	6-0	190	Jr.-R	2L	Germantown, Tenn. (Germantown)
8	Stephen Hogan	QB	6-4	205	Fr.-R	RS	Greenwood, Ark. (Greenwood)
8	Tausean Holmes	DB	5-10	190	Sr.	3L	Millington, Tenn. (Millington)
9	Rod Smith	RB	5-10	180	So.-R	1L	Dumas, Ark. (Dumas)
10	Artez Brown	DB	6-0	170	So.	1L	Newport, Ark. (Newport)
10	Zach Davis	QB	6-2	195	Fr.-R	RS	Harrisburg, Ark. (Harrisburg)
11	Phillip Butterfield	QB	6-2	215	Jr.-R	1L	Lake Hamilton, Ark. (Lake Hamilton)
11	Sterling Young	DB	6-2	182	So.-R	1L	Hoover, Ala. (Hoover)
12	Kyle Coleman	DB	6-1	215	So.	1L	Pine Bluff, Ark. (Watson Chapel)
13	Fredi Knighten	QB	5-10	160	Fr.	HS	Little Rock, Ark. (Pulaski Academy)
14	Dezmond Stegall	QB	6-1	208	Fr.	HS	Searcy, Ark. (Searcy)
15	Neely Sullivent	P	6-0	190	Sr.-R	2L	Bauxite, Ark. (Bauxite)
16	Ryan Aplin	QB	6-1	205	Sr.-R	3L	Tampa, Fla. (Fleming Island)
16	TeDarius Turner	DB	5-8	175	Fr.-R	RS	Memphis, Tenn. (Cordova)
17	Allen Muse	WR	6-4	215	Sr.	3L	Leesville, La. (Leesville)
18	Andre Smith	H-BACK	6-1	215	Sr.-R	3L	Killeen, Texas (Shoemaker)
19	Darion Griswold	TE	6-5	240	Fr.-R	RS	Dumas, Ark. (Dumas)
20	Cole Lorigan	DB	5-10	170	Sr.-R	3L	Hot Springs, Ark. (Hot Springs)
21	Sirgregory Thornton	RB	5-11	190	Jr.	2L	Memphis, Tenn. (Germantown)
22	Anthony Kincy	H-BACK	6-0	232	Sr.	1L	St. Petersburg, Fla. (Butte (CA) College)
23	J.D. McKissic	WR	5-10	185	Fr.-R	RS	Phenix City, Ala. (Central)
24	Andrew Tryon	DB	5-10	185	So.-R	1L	Little Rock, Ark. (Russellville)
25	David Oku	RB	5-10	195	Jr.	TR	Midwest City, Okla. (Tennessee)
25	Chaz Scales	DB	5-9	170	Sr.	3L	Franklin, Tenn. (Centennial)
26	DeKeathan Williams	ATH	6-1	200	Fr.	HS	West Helena, Ark. (Central)
27	Tres Houston	WR	6-2	183	So.	TR	College Park, Ga. (Northeast Mississippi CC)
28	Charleston Girley	DB	6-1	190	Fr.-R	RS	Pine Bluff, Ark. (Dollarway)
29	Chris Humes	DB	5-11	190	Fr.	HS	Hoover, Ala. (Spain Park)
30	Kelsey Collins	WR	5-8	170	So.-R	1L	Pine Bluff, Ark. (Pine Bluff)
31	Grant Gill	LB	6-1	210	So.-R	SQ	McGehee, Ark. (McGehee)
32	Ryan Jacobs	DB	6-1	185	So.-R	SQ	Evans, Ga. (Greenbrier)
33	Jonathan Victorian	DB	6-0	185	Sr.	2L	St. Louis, Mo. (Pattonville)
34	Booker Mayes	DB	5-11	162	Fr.	HS	Pine Bluff, Ark. (Dollarway)
35	Michael Gordon	RB	5-9	190	Fr.	HS	Camden, Miss. (Velma Jackson)
36	Tre' Fletcher	DB	5-8	183	Fr.	HS	Powder Springs, Ga. (McEachern)
37	Eddie Porter	LB	6-3	235	Jr.	TR	Woodlands, Texas (Blinn (TX) College)
38	Rocky Hayes	DB	5-11	177	Fr.	HS	Heflin, Ala. (Clebume County)
39	Todd Mays	DB	5-11	200	Fr.	HS	Olive Branch, Miss. (Olive Branch)
40	Nathan Herrold	LB	6-3	235	Sr.-R	3L	Ozark, Mo. (Ozark)
41	LaAngelo Albright	LB	5-11	205	Jr.-R	2L	Prattville, Ala. (Prattville)
42	Chris Stone	DE	6-3	245	Fr.-R	RS	Daleville, Ala. (Daleville)
43	Kendrick Daniels	RB	5-7	155	Fr.	HS	Sulphur Springs, Texas (Sulphur Springs)
44	Brock Barnhill	DB	6-0	176	So.-R	SQ	Mountain Home, Ark. (Mountain Home)
44	Cody Prater	TE	6-0	215	Sr.-R	3L	Jonesboro, Ark. (Valley View)
45	Tyler Morris	DS	5-11	185	Fr.	HS	Adairsville, Ga. (Cartersville)
46	Christian Fluellen	RB	5-11	235	Fr.	HS	Duncanville, Texas (Duncanville)
47	Jason Card	LB	6-0	212	So.	HS	Memphis, Tenn. (Ridgeway)
48	Qushaun Lee	LB	5-11	225	So.-R	1L	Prattville, Ala. (Prattville)
50	Darius Buckley	LB	5-10	223	So.-R	RS	Memphis, Tenn. (Lambuth)



**2012 ARKANSAS STATE FOOTBALL NOTES: NUMERICAL ROSTER**

<b>No.</b>	<b>Name</b>	<b>Pos.</b>	<b>Ht.</b>	<b>Wt.</b>	<b>Cl.</b>	<b>Exp</b>	<b>Hometown (previous school)</b>
51	Cade Oliver	DS	6-3	220	Jr.-R	RS	Mansfield, Texas (Kilgore (TX) JC)
52	Quanterio Heath	LB	6-2	200	Fr.	HS	Rison, Ark. (Rison)
53	Nick Nelms	LB	5-11	225	Sr.	3L	Germantown, Tenn. (Houston)
54	Shervarius Jackson	DE	6-2	230	Sr.	1L	Fort Valley, Ga. (Fresno City (CA) College)
55	Eric Allen	OL	6-1	300	Sr.-R	3L	Daphne, Ala. (Daphne)
58	Tyler Greve	OL	6-3	290	So.-R	1L	Jonesboro, Ark. (Jonesboro)
59	Jake Campbell	OL	6-6	320	Jr.-R	2L	Belleville, Ill. (Belleville East)
60	Steven Haunga	OL	6-2	313	Jr.-R	RS	Richmond, Calif. (College of the Canyons (CA))
61	Colton Jackson	OL	6-5	240	Fr.	HS	Ozark, Ark. (Ozark)
63	Cliff Mitchell	OL	6-5	305	Jr.-R	2L	Jasper, Texas (Jasper)
64	Lamarcus Cole	DL	6-2	220	Fr.	HS	Little Rock, Ark. (Hall)
67	Aaron Williams	OL	6-5	324	Jr.-R	RS	Moss Point, Miss. (Ariz. Western College)
68	Bryce Giddens	OL	6-0	265	Fr.	HS	Moultrie, Ga. (Colquitt County)
69	Alan Wright	OL	6-4	295	So.-R	1L	Cave City, Ark. (Cave City)
70	Devin Mondie	OL	6-6	300	Fr.	HS	Olive Branch, Miss. (Olive Branch)
71	Steven Stevens	OL	6-4	265	Fr.-R	RS	Bay Minette, Ala. (Baldwin County)
72	Kevin Galindo	OL	6-5	285	Sr.	1L	Concord, Calif. (Laney (CA) College)
73	Travis Bodenstein	OL	6-5	310	So.	TR	Springdale, Ark. (Kansas)*
74	Zack McKnight	OL	6-4	300	Sr.-R	1L	Salyer, Calif. (Mendocina Junior College)
75	Michael Flint	OL	6-3	297	Fr.	HS	Oxford, Ala. (Oxford)
76	Austin Moreton	DL	6-3	295	Fr.	HS	Fort Smith, Ark. (Southside)
77	Dexter Blackmon	DL	6-4	283	Jr.	TR	Selma, Ala. (Coffeyville (Kan.) CC)
78	Quintaz Struble	DL	6-2	235	Fr.	HS	Oklahoma City, Okla. (Heritage Hall)
79	Jemar Clark	OL	6-6	305	Fr.	HS	McCrary, Ark. (McCrary)
80	William Boyd	WR	6-1	195	So.-R	SQ	Cave City, Ark. (Cave City)
81	Ryan Wilbourn	K/P	5-10	157	Sr.-R	2L	Searcy, Ark. (Searcy)
82	Warren Leapheart	WR	6-4	205	Fr.	HS	Morrilton, Ark. (Morrilton)
84	Derek Keaton	WR	5-11	170	Fr.	HS	Camden, Ark. (Camden Fairview)
85	Kedric Murry	TE	6-3	265	Sr.-R	3L	Pleasant Grove, Ala. (Pleasant Grove)
86	Kendall Bruce	WR	5-10	190	Fr.	HS	Little Rock, Ark. (Pulaski Academy)
87	Kenneth Rains	TE	6-4	250	So.-R	1L	Hot Springs, Ark. (Lake Hamilton)
88	Max Coffin	P	5-11	180	Fr.	HS	Fayetteville, Ark. (Fayetteville)
89	Taylor Mason	WR	6-0	166	Fr.-R	RS	Jonesboro, Ark. (Valley View)
90	Ronnell Wright	DL	6-3	285	Sr.	1L	Savannah, Ga. (Butte (CA) College)
91	Timothy Starson	DE	6-5	255	Sr.-R	3L	Fort Smith, Ark. (Northside)
92	Darrius Rosser	DL	6-4	260	Fr.	HS	Marion, Ark. (Marion)
93	Darius Dunaway	DL	6-5	260	Jr.-R	2L	Monroe, La. (Carroll)
94	Markel Owens	DL	6-2	280	So.-R	1L	Jackson, Tenn. (Liberty Tech)
95	Hunter Shantz	DL	6-3	210	Fr.	HS	Cape Girardeau, Mo. (Cape Central)
96	John Gandy	DE	6-0	245	Jr.	TR	Houston, Texas (Blinn (Texas) College)
97	Amos Draper	DL	6-3	270	Jr.-R	2L	Tanner, Ala. (Tanner)
98	Ryan Carrethers	DL	6-2	310	Jr.-R	2L	Nashville, Tenn. (Brentwood Academy)
99	Luke Ferguson	K	6-0	195	Fr.	HS	Jonesbor, Ark. (Jonesboro)

\*Due to NCAA transferring rules, will not be eligible to compete in a game until the 2013 season

**PRONUNCIATION GUIDE**

Taylor Stockemer.....stock-IH-mer  
 Josh Jarboe.....jar-BOW  
 Tausean Holmes .....TUH-shawn  
 Devin Mondie.....MAHN-Dee  
 Allen Muse.....MUCE  
 Qushaun Lee.....QUH-shawn  
 Steven Haunga .....HONG-uh  
 Markel Owens .....MAHR-Kell  
 David Oku .....Oh-KOO  
 Quintaz Struble .....STREW-Bull

**OFFENSE****LEFT TACKLE**

- 67 Aaron Williams (6-5, 298, Jr.)  
 72 Kevin Galdino (6-5, 263, Sr.)

**LEFT GUARD**

- 60 Steven Haunga (6-1, 315, Jr.)  
 58 Tyler Greve (6-3, 277, So.)

**CENTER**

- 55 Eric Allen (6-1, 291, Sr.)  
 68 Bryce Giddens (6-0, 285, Fr.)

**RIGHT GUARD**

- 63 Cliff Mitchell (6-5, 277, Jr.-R)  
 69 Alan Wright (6-4, 295, So.-R)

**RIGHT TACKLE**

- 74 Zack McKnight (6-4, 300, Sr.)  
 71 Steven Stevens (6-4, 268, Fr.-R)

**QUARTERBACK**

- 16 Ryan Aplin (6-1, 199, Sr.)  
 or 11 Phillip Butterfield (6-2, 211, Jr.)  
 13 Fredi Knighten (5-10, 192, Fr.)

**RUNNING BACK**

- 25 David Oku (5-10, 199, Jr.)  
 or 6 Frankie Jackson (5-9, 197, So.-R)  
 21 Sirgregory Thornton (5-11, 201, Jr.)

**WIDE RECEIVER**

- 3 Josh Jarboe (6-3, 198, Sr.)  
 84 Derek Keaton (5-11, 169, Fr.)

**WIDE RECEIVER**

- 2 Taylor Stockemer (6-4, 211, Sr.)  
 23 J.D. McKissic (5-10, 184, Fr.-R)

**WIDE RECEIVER**

- or 1 Carlos McCants (5-11, 194, Jr.)  
 17 Allen Muse (6-4, 228, Sr.)

**TIGHT END/H-BACK**

- or 22 Anthony Kincy (6-0, 232, Sr.)  
 or 18 Andre Smith (6-1, 215, Sr.)  
 or 19 Darrion Griswold (6-5, 240, Fr.-R)  
 87 Kenny Raines (6-4, 250, So.-R)

**DEFENSE****DEFENSIVE END**

- 91 Tim Starson (6-5, 255, Sr.)  
 93 Darius Dunaway (6-5, 274, Jr.)

**DEFENSIVE TACKLE**

- 97 Amos Draper (6-3, 270, Jr.)  
 90 Ronnell Wright (6-3, 285, Sr.)

**DEFENSIVE TACKLE**

- 98 Ryan Carrethers (6-2, 310, Jr.-R)  
 77 Dexter Blackmon (6-4, 273, Jr.)

**DEFENSIVE END**

- 54 Shervarius Jackson (6-2, 230, Sr.)  
 42 Chris Stone (6-3, 251, Fr.-R)

**WOLF LINEBACKER**

- 53 Nick Nelms (5-11, 225, Sr.)  
 37 Eddie Porter (6-3, 235, Jr.)

**MIKE LINEBACKER**

- 40 Nathan Herrold (6-3, 235, Sr.)  
 48 Qushaun Lee (5-11, 232, Jr.-R)

**STING LINEBACKER**

- 5 Don Jones (6-1, 195, Sr.)  
 12 Kyle Coleman (6-1, 210, So.)

**CORNERBACK**

- 25 Chaz Scales (5-9, 167, Sr.)  
 or 33 Jonathan Victorian (6-0, 185, Sr.)  
 2 Terrious Triplett (6-1, 191, Fr.-R)

**FREE SAFETY**

- 11 Sterling Young (6-2, 182, So.-R)  
 20 Cole Lorigan (5-11, 168, Sr.)

**STRONG SAFETY**

- or 29 Chris Humes (5-11, 190, Fr.)  
 8 Tausean Holmes (5-10, 190, Sr.)

**CORNERBACK**

- 24 Andrew Tryon (5-10, 185, So.-R)  
 or 10 Artez Brown (6-0, 174, So.)  
 38 Rocky Hayes (5-11, 177, Fr.)

**SPECIALISTS****PLACE KICKER**

- 4 Brian Davis (5-11, 182, Jr.)  
 99 Luke Ferguson (6-0, 193, Fr.)

**KICKOFFS**

- 99 Luke Ferguson (6-0, 193, Fr.)  
 81 Ryan Wilbourn (5-10, 157, Sr.)

**PUNTER**

- 15 Neely Sullivent (6-0, 195, Sr.)  
 81 Ryan Wilbourn (5-10, 157, Sr.)

**KICK RETURN**

- 25 David Oku (5-10, 199, Jr.)  
 38 Rocky Hayes (5-11, 177, Fr.)

**PUNT RETURN**

- 23 J.D. McKissic (5-10, 184, Fr.-R)  
 13 Fredi Knighten (5-10, 192, Fr.)

**HOLDER**

- 15 Neely Sullivent (6-0, 195, Sr.)  
 81 Ryan Wilbourn (5-10, 157, Sr.)

**LONGSNAPPER**

- 51 Cade Oliver (6-3, 209, Jr.)  
 10 Zach Davis (6-2, 179, Fr.-R)



## 2012 ARKANSAS STATE FOOTBALL NOTES: INDIVIDUAL CAREER HIGHS (OFFENSE)

### #1 CARLOS McCANTS, WR, JR.

Receptions ..... .5 vs. Northern Illinois (1-8-12)  
 Receiving Yards ..... .50 vs. Louisiana-Monroe (9-18-10)  
 Longest Reception ..... .42 vs. Louisiana-Monroe (9-18-10)

### #2 TAYLOR STOCKEMER, WR, SR.

Receptions ..... .11 vs. Northern Illinois (1-8-12)  
 Receiving Yards ..... .185 vs. Northern Illinois (1-8-12)  
 Longest Reception ..... .65 at Louisiana-Lafayette (9-11-10)  
 Receiving Touchdowns ..... .2, twice (last vs. Louisiana-Lafayette, 11-12-11)

### #3 JOSH JARBOE, WR, JR.

Receptions ..... .9 at WKU (10-1-11)  
 Receiving Yards ..... .162 vs. Memphis (9-10-11)  
 Longest Reception ..... .71 vs. Memphis (9-10-11)  
 Receiving Touchdowns ..... .2 vs. Memphis (9-10-11)

### #4 BRIAN DAVIS, K, JR.

Extra Point Attempts ..... .6 vs. Troy (12-3-11)  
 Extra Points Made ..... .6 vs. Troy (12-3-11)  
 Field Goals Attempted ..... .6 vs. UCA (9-24-11)  
 Field Goals Made ..... .6 vs. UCA (9-24-11)  
 Longest Field Goal ..... .47 at Illinois (9-3-11)  
 Points Scored ..... .23 vs. UCA (9-24-11)

### #4 R.J. FLEMING, WR, JR.

Receptions ..... .8 at WKU (10-1-11)  
 Receiving Yards ..... .55 vs. Western Kentucky (11-13-10)  
 Longest Reception ..... .16 vs. North Texas (10-30-11)  
 Rushes ..... .3 vs. Louisville (10-2-10)  
 Rushing Yards ..... .24 vs. Louisville (10-2-10)  
 Longest Rush ..... .17 vs. Louisville (10-2-10)  
 Kickoff Returns ..... .3 at ULM (10-8-11)  
 Longest Kickoff Return ..... .81 at Navy (11-20-10)

### #6 FRANKIE JACKSON, RB, SO.

Rushes ..... .15 vs. Louisiana-Lafayette (11-12-11)  
 Rushing Yards ..... .101 vs. Memphis (9-10-11)  
 Longest Rush ..... .48 vs. Memphis (9-10-11)  
 Rushing Touchdowns ..... .1, five times (last vs. Troy, 12-3-11)  
 Receptions ..... .2, four times times (last vs. North Texas, 10-30-11)  
 Receiving Yards ..... .44 vs. FIU (10-18-11)  
 Long Reception ..... .40 at ULM (10-8-11)

### #7, JULIAN JONES, JR., WR

Receptions ..... .1, three times (last vs. Troy, 12-3-11)  
 Receiving Yards ..... .51 vs. Troy (12-3-11)  
 Longest Receptions ..... .51 vs. Troy (12-3-11)

### #9 ROD SMITH, RB, FR.

Rushes ..... .6 vs. UCA (9-24-11)  
 Rushing Yards ..... .30 vs. UCA (9-24-11)  
 Longest Rush ..... .15 vs. UCA (9-24-11)  
 Receptions ..... .2 at ULM (10-8-11)  
 Long Reception ..... .2 at ULM (10-8-11)

### #15 NEELY SULLIVENT, P, SR.

Punts ..... .6, four times (last vs. FAU, 10-23-10)  
 Punting Yards ..... .273 vs. Florida Atlantic (10-23-10)  
 Average per Punt ..... .57.0 at Illinois (9-3-11)  
 Longest Punt ..... .67 at Illinois (9-3-11)  
 Inside 20 ..... .3, three times (last at Indiana, 10-16-10)

### #16 RYAN APLIN, QB, SR.

Pass Attempts ..... .58 vs. Northern Illinois (1-8-12)  
 Completions ..... .37 at WKU (10-1-11)  
 Passing Yards ..... .438 at Louisiana-Lafayette (9-11-10)  
 Long Pass ..... .71 vs. Memphis (9-10-11)  
 Passing Touchdowns ..... .3, five times (last vs. Troy, 12-3-11)  
 Rushing Yards ..... .164 vs. FIU (10-18-11)  
 Rushing Touchdowns ..... .4 at Florida Atlantic (11-5-11)  
 Total Offense ..... .442 at Louisiana-Lafayette (9-11-10)  
 TD's Responsible For ..... .5, twice (last at Florida Atlantic, 11-5-11)

### #17 ALLEN MUSE, WR, SR.

Receptions ..... .8 at Navy (11-20-10)  
 Receiving Yards ..... .133 at Louisiana-Lafayette (9-11-10)  
 Longest Reception ..... .61, twice (last at Louisiana-Lafayette, 9-11-10)  
 Receiving Touchdowns ..... .2 vs. Louisville (10-2-10)

### #18 ANDRE SMITH, H-BACK, SR.

Pass Attempts ..... .12 vs. Memphis (9-10-11)  
 Completions ..... .10 vs. Memphis (9-10-11)  
 Passing Yards ..... .101 vs. Memphis (9-10-11)  
 Long Pass ..... .30 vs. Memphis (9-10-11)  
 Passing Touchdowns ..... .1 vs. Memphis (9-10-11)  
 Receptions ..... .2 at Auburn (9-4-10)  
 Receiving Yards ..... .19 at Auburn (9-4-10)  
 Longest Reception ..... .14 at Auburn (9-4-10)

Rushes ..... .11 vs. UCA (9-24-11)  
 Rushing Yards ..... .60 vs. UCA (9-24-11)  
 Longest Rush ..... .21 vs. UCA (9-24-11)

### #21 SIRGREGORY THORNTON, RB, JR.

Rushes ..... .9 vs. Louisville (10-2-10)  
 Rushing Yards ..... .78 vs. Louisville (10-2-10)  
 Longest Rush ..... .40 vs. Memphis (9-10-11)  
 Rushing Touchdowns ..... .1 at Indiana (10-16-10)  
 Receptions ..... .4 at Indiana (10-16-10)  
 Receiving Yards ..... .54 at Indiana (10-16-10)  
 Longest Reception ..... .22 at Indiana (10-16-10)  
 Receiving Touchdowns ..... .1 at Indiana (10-16-10)

### #22 ANTHONY KINCY, H-BACK, SR.

Receptions ..... .2, twice (last vs. Northern Illinois, 1-8-12)  
 Receiving Yards ..... .21 at Middle Tennessee (11-19-11)  
 Longest Reception ..... .21 at Middle Tennessee (11-19-11)  
 Receiving Touchdowns ..... .1 at Middle Tennessee (11-19-11)

### #85 KEDRIC MURRY, TE, SR.

Receptions ..... .4 at Florida Atlantic (11-14-09)  
 Receiving Yards ..... .44 at Florida Atlantic (11-14-09)  
 Longest Reception ..... .43 at Nebraska (9-12-09)

## 2012 ARKANSAS STATE FOOTBALL NOTES: INDIVIDUAL CAREER HIGHS (DEFENSE)

### #5 DON JONES, DB, SR.

Tackles .....10 vs. Troy (12-3-11)  
Tackles for Loss .....1, five times (last vs. Northern Illinois, 1-8-12)  
Sacks .....1 at Illinois (9-3-11)  
Interceptions .....1 vs. Troy (12-3-11)  
Pass Break-up .....2 at ULM (10-8-11)  
Kickoff Returns .....1 at Illinois (9-3-11)  
Kickoff Return Yards .....17 at Illinois (9-3-11)

### #8 TAUSEAN HOLMES, DB, SR.

Tackles .....8 vs. Louisiana-Monroe (9-18-10)  
Tackles For Loss .....3 at Middle Tennessee (11-19-11)  
Forced Fumbles .....1, three times (last vs. Troy, 12-3-11)  
Interceptions .....1 at Troy (9-25-10)  
Pass Break-up .....2 at Middle Tennessee (11-19-11)  
Kickoff Returns .....1 at Auburn (9-4-10)  
Kickoff Return Yards .....13 at Auburn (9-4-10)

### #10 ARTEZ BROWN, DB, SO.

Tackles .....1 vs. Memphis (9-10-11)  
Kickoff Returns .....2 at Illinois (9-3-11)  
Kickoff Return Yards .....27 at Illinois (9-3-11)  
Long Kickoff Return .....17 at Illinois (9-3-11)

### #11 STERLING YOUNG, S, SO.

Tackles .....9 at Florida Atlantic (11-5-11)  
Tackles For Loss .....1.5 vs. FIU (10-18-11)  
Sacks .....1 vs. FIU (10-18-11)  
Interceptions .....1 vs. UCA (9-24-11)  
Pass Break-up .....1, twice (last at Middle Tennessee (11-19-11)  
Fumbles Recovered .....1, twice (last at Florida Atlantic, 11-5-11)

### #12 KYLE COLEMAN, DB, SO.

Tackles .....1, twice (last vs. UCA, 9-24-11)

### #20 COLE LORIGAN, DB, SR.

Tackles .....3 vs. Northern Illinois (1-8-12)  
Fumbles Recovered .....1 vs. Troy (12-3-11)

### #25 CHAZ SCALES, CB, SR.

Tackles .....10 at ULM (10-8-11)  
Tackles For Loss .....1, twice (last at Florida Atlantic, 11-5-11)  
Sacks .....0.5 at Virginia Tech (9-17-11)  
Interceptions .....1 vs. Northern Illinois (1-8-12)  
Fumbles Recovered .....1 at Troy (9-25-10)  
Pass Break-up .....4 vs. Troy (12-3-11)

### #33, JONATHAN VICTORIAN, DB, SR.

Tackles .....1, six times (last vs. Northern Illinois, 1-8-12)

### #40 NATHAN HERROLD, LB, SR.

Tackles .....14 vs. Western Kentucky (11-13-10)  
Tackles For Loss .....1.5, twice (last at ULM, 10-8-11)  
Forced Fumbles .....1, twice (last at Florida Atlantic, 11-5-11)  
Fumbles Recovered .....1 vs. Memphis (9-10-11)  
Sacks .....1, twice (last vs. Memphis, 9-10-11)  
Pass Break-up .....1, three times (last vs. Northern Illinois, 1-8-12)

### #41 LAANGELO ALBRIGHT, LB, JR.

Tackles .....4 vs. Memphis (9-10-11)  
Tackles For Loss .....0.5 vs. Memphis (9-10-11)

### #48 QUSHAUN LEE, LB, SO.

Tackles .....7, twice (last vs. Northern Illinois, 1-8-12)  
Tackles For Loss .....1, four times (last vs. Northern Illinois, 1-8-12)  
Sacks .....0.5 at Virginia Tech (9-17-11)  
Interceptions .....1, twice (last vs. FIU, 10-18-11)

### #53 NICK NELMS, LB, SR.

Tackles .....8 vs. FIU (10-18-11)  
Tackles For Loss .....1 at Western Kentucky (12-3-09)  
Fumbles Forced .....1, twice (last vs. FIU, 10-18-11)  
Interceptions .....1 at Western Kentucky (12-3-09)  
Fumble Recoveries .....1 at Auburn (9-4-10)

### #90 RONNELL WRIGHT, DL, SR.

Tackles .....3, twice (last vs. UCA, 9-24-11)  
Tackles For Loss .....1.5 vs. Memphis (9-10-11)  
Sacks .....1 vs. Memphis (9-10-11)

### #91 TIM STARSON, DE, SR.

Tackles .....5 vs. North Texas (10-30-11)  
Tackles For Loss .....1, three times (last at Florida Atlantic, 11-5-11)  
Sacks .....1 at Florida Atlantic (11-5-11)  
Fumbles Forced .....1 at Illinois (9-3-11)  
Blocked Kicks .....3 vs. Louisiana-Monroe (9-18-10)  
Blocked Extra Points .....2 vs. Louisiana-Monroe (9-18-10)  
Blocked Field Goals .....1 vs. Louisiana-Monroe (9-18-10)

### #93, DARIUS DUNAWAY, DE, JR.

Tackles .....3 vs. UCA (9-24-11)

### #94, MARKEL OWENS, DL, SO.

Tackles .....2 vs. Memphis (9-10-11)

### #97 AMOS DRAPER, DL, JR.

Tackles .....7 at Navy (11-20-10)  
Tackles For Loss .....3 at Troy (9-25-10)  
Sacks .....1, three times (last vs. Middle Tennessee, 11-2-10)  
Fumbles Forced .....1, twice (last at Troy, 9-25-10)  
Fumbles Recovered .....1 vs. Middle Tennessee (11-2-10)  
Blocked Field Goals .....1 at Louisiana-Lafayette (9-11-10)

### #98 RYAN CARRETHERS, DL, JR.

Tackles .....7 vs. Louisiana-Lafayette (11-12-11)  
Tackles for Loss .....1, twice (last at WKU, 10-1-11)  
Sacks .....1 at WKU, 10-1-11



## TEAM

### **SHUT OUT AN OPPONENT**

ASU: 9-5-09 vs. Mississippi Valley State (61-0)  
OPP: 11-1-08, No. 2 Alabama (35-0)

### **RUSHED FOR OVER 250 YARDS**

ASU: 9-24-11 vs. UCA (56 for 375 yards)  
OPP: 11-20-10 vs. Navy (60 carries for 301 yards)

### **RUSHED FOR OVER 300 YARDS**

ASU: 9-24-11 vs. UCA (56 for 375 yards)  
OPP: 11-20-10 vs. Navy (60 carries for 301 yards)

### **PASSED FOR OVER 300 YARDS**

ASU: 1-8-12 vs. Northern Illinois (30-58-3 for 353 yards)  
OPP: 1-8-12 vs. Northern Illinois (23-42-1 for 342 yards)

### **HAD OVER 500 YARDS OF TOTAL OFFENSE**

ASU: 11-19-11 at Middle Tenn. (536 yards: 333 pass, 203 rush)  
OPP: 10-2-10 vs. Louisville (575 yards: 267 rush, 308 pass)

### **HAD OVER 600 YARDS OF TOTAL OFFENSE**

ASU: 9-24-11 vs. UCA (646 yards: 375 rush, 271 pass)  
OPP: 9-4-10 at Auburn (608 yards: 367 rush, 241 pass)

### **RECORDED 30 OR MORE FIRST DOWNS**

ASU: 9-24-11, 32, vs. UCA  
OPP: 9-22-07, 30, Tennessee

### **FAILED TO RUSH FOR 100 YARDS**

ASU: 1-8-12 vs. Northern Illinois (29 carries for 28 yards)  
OPP: 1-8-12 vs. Northern Illinois (35 carries for 59 yards)

### **FAILED TO PASS FOR OVER 100 YARDS**

ASU: 11-1-08 at No. 2 Alabama (8 of 17 for 67 yards)  
OPP: 9-10-11 vs. Memphis (13 of 29 for 87 yards)

### **HELD AN OPPONENT UNDER 200 YARDS TOTAL OFF.**

ASU: 9-10-11 vs. Memphis (169 yards: 82 rush, 87 passing)  
OPP: 11-1-08, No. 2 Alabama (158 yards : 91 rushing, 67 passing)

### **SCORED A SAFETY**

ASU: 9-3-11 at Illinois  
OPP: 11-19-11, Middle Tennessee

### **SCORED 50 OR MORE POINTS**

ASU: 9-24-11 vs. UCA (53-24)  
OPP: 9-4-10 at Auburn (52-26)

## INDIVIDUAL

### **PLAYER RUSHED FOR 100 YARDS**

ASU: 10-18-11, Ryan Aplin (vs. FIU), 21 carries for 164 yards  
OPP: 11-5-11, Alfred Morris (FAU), 19 carries for 163 yards

### **PLAYER RUSHED FOR 200 YARDS**

ASU: 9-6-08, Derek Lawson vs. TX Southern (18 for 209 yards)  
OPP: 9-27-08, Curtis Steele, Memphis (22 carries for 203 yards)

### **TWO OR MORE PLAYERS RUSHED FOR 100 YARDS**

ASU: 11-28-09 vs. North Texas: R. Aplin (16 carries for 122 yards) and Reggie Arnold (23 carries for 111 yards)  
OPP: 10-2-10, Blial Powell (21 carries for 157 yards); Vic Anderson (18 carries for 108 yards) of Louisville

### **TWO OR MORE PLAYERS WITH 100 YARDS RECEIVING**

ASU: 10-1-11 at Western Ky.: Dwayne Frampton (9 receptions for 126 yards) and Josh Jarboe (9 receptions for 112 yards)

### **PLAYER PASSED FOR 300 YARDS**

ASU: 1-8-12, Ryan Aplin vs. NIU (30-58-3 for 353 yards)  
OPP: 12-3-11, Corey Robinson, Troy (32-52-2 for 311 yards)

### **PLAYER PASSED FOR 400 YARDS**

ASU: 9-11-10, Ryan Aplin at UL Lafayette (25-45-1 for 438 yards)  
OPP: 2004, Clint Marks, Middle Tenn. (30-34 for 447 yards)

### **RETURNED A KICKOFF FOR A TOUCHDOWN**

ASU: 2001, James Hickenbotham vs. Idaho (93-yards)  
OPP: 10-11-08, Luther Ambrose, ULM (91 yards)

### **RETURNED A PUNT FOR A TOUCHDOWN**

ASU: 9-27-07, Kevin Jones vs. Memphis (89 yards)  
OPP: 11-3-07, L. Singleton, FIU (80 yards)

### **RETURNED AN INTERCEPTION FOR A TOUCHDOWN**

ASU: 9-24-11, Sterling Young (vs. UCA) (31 yards)  
OPP: 1-8-12, Dechan Durante (NIU)(36 yards)

### **RETURNED A FUMBLE FOR A TOUCHDOWN**

ASU: 12-3-11, Darryl Feemster vs. Troy (60 yards)  
OPP: 11-21-09, Jeremy Kellem, Middle Tennessee (11 yards)

### **BLOCKED AN OPPONENT'S PUNT**

ASU: 12-3-11, Qushaun Lee vs. Troy  
OPP: 11-19-11, Middle Tennessee

### **RETURNED A BLOCKED PUNT FOR A TOUCHDOWN**

ASU: 12-3-11, Qushaun Lee (block) and Don Jones (TD) vs. Troy (12 yards)  
OPP: 2002, Brian Brosnan (block) and Kendrick Jones (TD), Illinois (0 yards)

### **RETURNED A BLOCKED FIELD GOAL FOR A TD**

ASU: 2000, Hanis Bowens vs. North Carolina State (80 yards)  
OPP: 2004, Terryl Fenton, UL-Lafayette (80-yards)

### **RUN FROM SCRIMMAGE OF 50 YARDS OR MORE**

ASU: 10-11-08, Jahbari McLennan vs. ULM (63 yards)  
OPP: 9-11-10, Kevis Streeter (UL Lafayette), 71 yards  
9-11-10, Chris Masson (UL Lafayette), 60 yards

### **PASS FROM SCRIMMAGE OF 50 YARDS OR MORE**

ASU: 1-8-12, 50 yards vs. NIU (Ryan Aplin to Taylor Stockemer)  
OPP: 9-17-11, 52 yards vs. Virginia Tech (L. Thomas to Danny Coale)

### **MADE 50+ YARD FIELD GOAL**

ASU: 9-10-11, 56 yards (Bobby Zalud vs. Memphis)  
OPP: 9-23-06, 50 yards (T. Morstead, SMU)

**The Automated ScoreBook**  
**Arkansas State Game Results (as of Jan 09, 2012)**  
**All games**

<b>Date</b>	<b>Opponent</b>		<b>Score</b>	<b>Overall</b>	<b>Conference</b>	<b>Time</b>	<b>Attend</b>
Sep 03, 2011	at Illinois	L	15-33	0-1	0-0	3:10	45154
Sep 10, 2011	MEMPHIS	W	47-3	1-1	0-0	2:50	29872
Sep 17, 2011	at #13 Virginia Tech	L	7-26	1-2	0-0	3:09	66233
Sep 24, 2011	CENTRAL ARKANSAS	W	53-24	2-2	0-0	3:31	27918
* Oct 01, 2011	at WKU	W	26-22	3-2	1-0	3:36	10813
* Oct 08, 2011	at ULM	W	24-19	4-2	2-0	3:12	15027
* Oct 18, 2011	FIU	W	34-16	5-2	3-0	3:24	15573
* Oct 29, 2011	NORTH TEXAS	W	37-14	6-2	4-0	2:46	19761
* Nov 05, 2011	at FAU	W	39-21	7-2	5-0	2:59	15162
* Nov 12, 2011	LOUISIANA-LAFAYETTE	W	30-21	8-2	6-0	3:23	20261
* Nov 19, 2011	at Middle Tennessee	W	45-19	9-2	7-0	3:30	12806
* Dec 03, 2011	TROY	W	45-14	10-2	8-0	3:18	14156
Jan 08, 2012	vs Northern Illinois	L	20-38	10-3	8-0	3:53	38734



# The Automated ScoreBook

## Arkansas State Combined Team Statistics (as of Jan 09, 2012)

### All games

Date	Opponent		Score	Att.
Sep 03, 2011	at Illinois	L	15-33	45154
Sep 10, 2011	MEMPHIS	W	47-3	29872
Sep 17, 2011	at #13 Virginia Tech	L	7-26	66233
Sep 24, 2011	CENTRAL ARKANSAS	W	53-24	27918
* Oct 01, 2011	at WKU	W	26-22	10813
* Oct 08, 2011	at ULM	W	24-19	15027
* Oct 18, 2011	FIU	W	34-16	15573
* Oct 29, 2011	NORTH TEXAS	W	37-14	19761
* Nov 05, 2011	at FAU	W	39-21	15162
* Nov 12, 2011	LOUISIANA-LAFAYETTE	W	30-21	20261
* Nov 19, 2011	at Middle Tennessee	W	45-19	12806
* Dec 03, 2011	TROY	W	45-14	14156
Jan 08, 2012	vs Northern Illinois	L	20-38	38734

Record:	Overall	Home	Away	Neutral
All games	10-3	6-0	4-2	0-1
Conference	8-0	4-0	4-0	0-0
Non-Conference	2-3	2-0	0-2	0-1

Team Statistics	ASU	OPP
FIRST DOWNS	304	235
Rushing	120	88
Passing	169	120
Penalty	15	27
RUSHING YARDAGE	2005	1346
Rushing Attempts	516	448
Average Per Rush	3.9	3.0
Average Per Game	154.2	103.5
TDs Rushing	25	12
PASSING YARDAGE	3817	2963
Comp-Att-Int	326-500-16	269-475-19
Average Per Pass	7.6	6.2
Average Per Catch	11.7	11.0
Average Per Game	293.6	227.9
TDs Passing	21	20
TOTAL OFFENSE	5822	4309
Average Per Play	5.7	4.7
Average Per Game	447.8	331.5
KICK RETURNS: #-Yards	42-872	63-1115
PUNT RETURNS: #-Yards	27-227	18-69
INT RETURNS: #-Yards	19-229	16-224
FUMBLES-LOST	14-11	24-10
PENALTIES-Yards	90-785	79-620
PUNTS-AVG	51-38.6	76-39.0
TIME OF POSSESSION/Game	30:05	29:50
3RD-DOWN Conversions	85/202	74/210
4TH-DOWN Conversions	17/27	11/26

Rushing	gp	att	gain	loss	net	avg	td	lg	avg/g
Aplin, Ryan	13	161	802	214	588	3.7	10	33	45.2
Lawson, Derek	13	123	501	17	484	3.9	3	28	37.2
Jackson, F.	12	88	367	12	355	4.0	6	48	29.6
Robertson, Jer.	13	53	225	13	212	4.0	3	30	16.3
Thornton, S.	5	19	128	8	120	6.3	0	40	24.0
Smith, Andre	7	28	113	20	93	3.3	1	21	13.3
Smith, Rod	9	16	59	3	56	3.5	0	15	6.2
Collins, Kelsey	13	5	43	0	43	8.6	0	17	3.3
Frampton, D.	13	4	28	0	28	7.0	1	10	2.2
Kincy, Anthony	13	2	14	0	14	7.0	0	11	1.1
Sullivent, N.	13	1	14	0	14	14.0	1	14	1.1
Jones, Don	13	1	7	0	7	7.0	0	7	0.5
Murry, Kedric	13	1	5	0	5	5.0	0	5	0.4
Lucas, Earl	13	3	13	10	3	1.0	0	7	0.2
TEAM	10	11	0	17	-17	-1.5	0	0	-1.7
Total	13	516	2319	314	2005	3.9	25	48	154.2
Opponents	13	448	1753	407	1346	3.0	12	43	103.5

Passing	gp	effic	comp-att-int	pct	yds	td	lg	avg/g
Aplin, Ryan	13	133.63	304-476-16	63.9	3588	19	71	276.0
Smith, Andre	7	183.80	20-22-0	90.9	204	1	30	29.1
Frampton, D.	13	370.00	2-2-0	100.0	25	1	23	1.9
Total	13	136.79	326-500-16	65.2	3817	21	71	293.6
Opponents	13	114.92	269-475-19	56.6	2963	20	72	227.9

Interceptions	no.	yds	avg	td	lg
Feemster, D.	5	91	18.2	0	48
McCray, Kelcie	4	55	13.8	0	51
Edwards, Darron	3	0	0.0	0	0
Lee, Qushaun	2	19	9.5	0	16
Davis, Demario	1	27	27.0	0	27
Scales, Chaz	1	0	0.0	0	0
Young, Sterling	1	31	31.0	1	31
Robertson, Jus.	1	0	0.0	0	0
Jones, Don	1	6	6.0	0	6

Punting	no.	yds	avg	lg	tb	fc	i20	50+	blk
Wilbourn, Ryan	26	991	38.1	64	1	4	7	3	1
Sullivent, N.	22	864	39.3	67	0	10	9	3	0
Aplin, Ryan	3	113	37.7	40	1	0	1	0	0

Punt Returns	no.	yds	avg	td	lg
Frampton, D.	24	159	6.6	0	43
Lee, Qushaun	1	11	11.0	0	0
Hall, Rod	1	1	1.0	0	1
Jones, Don	1	56	56.0	2	25
Total	27	227	8.4	2	43
Opponents	18	69	3.8	0	18

Kick Returns	no.	yds	avg	td	lg
Hall, Rod	14	292	20.9	0	41
Tryon, Andrew	10	308	30.8	0	60
Fleming, R.J.	4	64	16.0	0	22
Jones, Julian	4	72	18.0	0	22
Brown, Artez	3	37	12.3	0	17
Herrold, Nathan	3	32	10.7	0	14
Thornton, S.	1	7	7.0	0	7
Kincy, Anthony	1	24	24.0	0	24
Jones, Don	1	17	17.0	0	17
Frampton, D.	1	19	19.0	0	19
Total	42	872	20.8	0	60
Opponents	63	1115	17.7	0	51

Field Goals	fg	pct.	01-19	20-29	30-39	40-49	50-99	lg	blk
Zalud, Bobby	6-11	54.5	0-0	0-0	0-0	4-7	2-4	56	0
Davis, Brian	18-23	78.3	0-0	8-10	9-11	1-2	0-0	47	1

Scoring	td	fg	kick	PAT	rush	rcv	pass	dxp	saf	pts
Davis, Brian	-	18-23	44-47	-	-	-	-	-	-	98
Aplin, Ryan	11	-	-	-	-	-	-	-	-	66
Stockemer, T.	7	-	-	-	-	-	-	-	-	42
Frampton, D.	7	-	-	-	-	-	-	-	-	42
Jackson, F.	6	-	-	-	-	-	-	-	-	36
Lawson, Derek	4	-	-	-	-	-	-	-	-	24
Zalud, Bobby	-	6-11	-	-	-	-	-	-	-	18
Robertson, Jer.	3	-	-	-	-	-	-	-	-	18
Muse, Allen	2	-	-	-	-	-	-	-	-	12
Jarboe, Josh	2	-	-	-	-	-	-	-	-	12
Jones, Don	2	-	-	-	-	-	-	-	-	12

All Purpose	g	rush	rcv	pr	kr	ir	total	avg/g
Frampton, D.	13	28	1156	159	19	0	1362	104.8
Stockemer, T.	13	0	756	0	0	0	756	58.2
Jarboe, Josh	13	0	730	0	0	0	730	56.2
Aplin, Ryan	13	588	23	0	0	0	611	47.0
Lawson, Derek	13	484	95	0	0	0	579	44.5
Total	13	2005	3817	227	872	229	7150	550.0
Opponents	13	1346	2963	60	1115	224	5717	439.8

**The Automated ScoreBook**  
**Arkansas State Overall Team Statistics (as of Jan 09, 2012)**  
**All games**

<b>Team Statistics</b>	<b>ASU</b>	<b>OPP</b>
SCORING	422	270
Points Per Game	32.5	20.8
FIRST DOWNS	304	235
Rushing	120	88
Passing	169	120
Penalty	15	27
RUSHING YARDAGE	2005	1346
Yards gained rushing	2319	1753
Yards lost rushing	314	407
Rushing Attempts	516	448
Average Per Rush	3.9	3.0
Average Per Game	154.2	103.5
TDs Rushing	25	12
PASSING YARDAGE	3817	2963
Comp-Att-Int	326-500-16	269-475-19
Average Per Pass	7.6	6.2
Average Per Catch	11.7	11.0
Average Per Game	293.6	227.9
TDs Passing	21	20
TOTAL OFFENSE	5822	4309
Total Plays	1016	923
Average Per Play	5.7	4.7
Average Per Game	447.8	331.5
KICK RETURNS: #-Yards	42-872	63-1115
PUNT RETURNS: #-Yards	27-227	18-69
INT RETURNS: #-Yards	19-229	16-224
KICK RETURN AVERAGE	20.8	17.7
PUNT RETURN AVERAGE	8.4	3.8
INT RETURN AVERAGE	12.1	14.0
FUMBLES-LOST	14-11	24-10
PENALTIES-Yards	90-785	79-620
Average Per Game	60.4	47.7
PUNTS-Yards	51-1968	76-2967
Average Per Punt	38.6	39.0
Net punt average	36.5	35.5
TIME OF POSSESSION/Game	30:05	29:50
3RD-DOWN Conversions	85/202	74/210
3rd-Down Pct	42%	35%
4TH-DOWN Conversions	17/27	11/26
4th-Down Pct	63%	42%
SACKS BY-Yards	35-253	27-194
MISC YARDS	-15	0
TOUCHDOWNS SCORED	50	33
FIELD GOALS-ATTEMPTS	24-34	12-19
ON-SIDE KICKS	0-0	0-0
RED-ZONE SCORES	(54-66) 82%	(30-40) 75%
RED-ZONE TOUCHDOWNS	(37-66) 56%	(19-40) 47%
PAT-ATTEMPTS	(44-47) 94%	(30-30) 100%
ATTENDANCE	127541	165195
Games/Avg Per Game	6/21257	6/27532
Neutral Site Games		1/38734

<b>Score by Quarters</b>	<b>1st</b>	<b>2nd</b>	<b>3rd</b>	<b>4th</b>	<b>OT</b>	<b>Total</b>
Arkansas State	111	110	83	118	0	422
Opponents	56	98	75	41	0	270

**The Automated ScoreBook**  
**Arkansas State Overall Individual Statistics (as of Jan 09, 2012)**  
**All games**

<b>Rushing</b>	<b>gp</b>	<b>att</b>	<b>gain</b>	<b>loss</b>	<b>net</b>	<b>avg</b>	<b>td</b>	<b>lg</b>	<b>avg/g</b>
Aplin, Ryan	13	161	802	214	588	3.7	10	33	45.2
Lawson, Derek	13	123	501	17	484	3.9	3	28	37.2
Jackson, F.	12	88	367	12	355	4.0	6	48	29.6
Robertson, Jer.	13	53	225	13	212	4.0	3	30	16.3
Thornton, S.	5	19	128	8	120	6.3	0	40	24.0
Smith, Andre	7	28	113	20	93	3.3	1	21	13.3
Smith, Rod	9	16	59	3	56	3.5	0	15	6.2
Collins, Kelsey	13	5	43	0	43	8.6	0	17	3.3
Frampton, D.	13	4	28	0	28	7.0	1	10	2.2
Kincy, Anthony	13	2	14	0	14	7.0	0	11	1.1
Sullivent, N.	13	1	14	0	14	14.0	1	14	1.1
Jones, Don	13	1	7	0	7	7.0	0	7	0.5
Murry, Kedric	13	1	5	0	5	5.0	0	5	0.4
Lucas, Earl	13	3	13	10	3	1.0	0	7	0.2
TEAM	10	11	0	17	-17	-1.5	0	0	-1.7
Total	13	516	2319	314	2005	3.9	25	48	154.2
Opponents	13	448	1753	407	1346	3.0	12	43	103.5

<b>Passing</b>	<b>gp</b>	<b>effic</b>	<b>comp-att-int</b>	<b>pct</b>	<b>yds</b>	<b>td</b>	<b>lg</b>	<b>avg/g</b>
Aplin, Ryan	13	133.63	304-476-16	63.9	3588	19	71	276.0
Smith, Andre	7	183.80	20-22-0	90.9	204	1	30	29.1
Frampton, D.	13	370.00	2-2-0	100.	25	1	23	1.9
Total	13	136.79	326-500-16	65.2	3817	21	71	293.6
Opponents	13	114.92	269-475-19	56.6	2963	20	72	227.9

<b>Receiving</b>	<b>gp</b>	<b>no.</b>	<b>yds</b>	<b>avg</b>	<b>td</b>	<b>lg</b>	<b>avg/g</b>
Frampton, D.	13	94	1156	12.3	6	65	88.9
Jarboe, Josh	13	54	730	13.5	2	71	56.2
Stockemer, T.	13	48	756	15.8	7	51	58.2
Lucas, Earl	13	20	225	11.2	0	33	17.3
Muse, Allen	9	16	154	9.6	2	20	17.1
Hall, Rod	11	15	109	7.3	1	23	9.9
Jackson, F.	12	13	178	13.7	0	40	14.8
Fleming, R.J.	8	13	76	5.8	0	16	9.5
Lawson, Derek	13	12	95	7.9	1	30	7.3
McCants, Carlos	11	11	87	7.9	0	14	7.9
Kincy, Anthony	13	9	91	10.1	1	21	7.0
Murry, Kedric	13	9	38	4.2	0	7	2.9
Jones, Julian	9	4	88	22.0	0	51	9.8
Smith, Rod	9	3	-3	-1.0	0	2	-0.3
Robertson, Jer.	13	2	3	1.5	0	6	0.2
Aplin, Ryan	13	1	23	23.0	1	23	1.8
Jones, Don	13	1	7	7.0	0	7	0.5
Collins, Kelsey	13	1	4	4.0	0	4	0.3
Total	13	326	3817	11.7	21	71	293.6
Opponents	13	269	2963	11.0	20	72	227.9

<b>Punt Returns</b>	<b>no.</b>	<b>yds</b>	<b>avg</b>	<b>td</b>	<b>lg</b>
Frampton, D.	24	159	6.6	0	43
Jones, Don	1	56	56.0	2	25
Lee, Qushaun	1	11	11.0	0	0
Hall, Rod	1	1	1.0	0	1
Total	27	227	8.4	2	43
Opponents	18	69	3.8	0	18

<b>Interceptions</b>	<b>no.</b>	<b>yds</b>	<b>avg</b>	<b>td</b>	<b>lg</b>
Feemster, D.	5	91	18.2	0	48
McCray, Kelcie	4	55	13.8	0	51
Edwards, Darron	3	0	0.0	0	0
Lee, Qushaun	2	19	9.5	0	16
Jones, Don	1	6	6.0	0	6
Young, Sterling	1	31	31.0	1	31
Robertson, Jus.	1	0	0.0	0	0
Davis, Demario	1	27	27.0	0	27
Scales, Chaz	1	0	0.0	0	0
Total	19	229	12.1	1	51
Opponents	16	224	14.0	1	46

<b>Kick Returns</b>	<b>no.</b>	<b>yds</b>	<b>avg</b>	<b>td</b>	<b>lg</b>
Hall, Rod	14	292	20.9	0	41
Tryon, Andrew	10	308	30.8	0	60
Fleming, R.J.	4	64	16.0	0	22
Jones, Julian	4	72	18.0	0	22
Herrold, Nathan	3	32	10.7	0	14
Brown, Artez	3	37	12.3	0	17
Jones, Don	1	17	17.0	0	17
Kincy, Anthony	1	24	24.0	0	24
Frampton, D.	1	19	19.0	0	19
Thornton, S.	1	7	7.0	0	7
Total	42	872	20.8	0	60
Opponents	63	1115	17.7	0	51

<b>Fumble Returns</b>	<b>no.</b>	<b>yds</b>	<b>avg</b>	<b>td</b>	<b>lg</b>
Young, Sterling	1	7	7.0	0	7
Davis, Demario	1	0	0.0	0	0
Feemster, D.	1	60	60.0	1	60
Total	3	67	22.3	1	60
Opponents	1	35	35.0	0	35



**The Automated ScoreBook**  
**Arkansas State Overall Individual Statistics (as of Jan 09, 2012)**  
**All games**

Scoring	td	fg	PAT				dxp	saf	pts
			kick	rush	rcv	pass			
Davis, Brian	-	18-23	44-47	-	-	-	-	-	98
Aplin, Ryan	11	-	-	-	-	-	-	-	66
Stockemer, T.	7	-	-	-	-	-	-	-	42
Frampton, D.	7	-	-	-	-	-	-	-	42
Jackson, F.	6	-	-	-	-	-	-	-	36
Lawson, Derek	4	-	-	-	-	-	-	-	24
Robertson, Jer.	3	-	-	-	-	-	-	-	18
Zalud, Bobby	-	6-11	-	-	-	-	-	-	18
Muse, Allen	2	-	-	-	-	-	-	-	12
Jarboe, Josh	2	-	-	-	-	-	-	-	12
Jones, Don	2	-	-	-	-	-	-	-	12
Sullivent, N.	1	-	-	1-1	-	1-1	-	-	8
Hall, Rod	1	-	-	-	-	-	-	-	6
Smith, Andre	1	-	-	-	-	-	-	-	6
Kincy, Anthony	1	-	-	-	-	-	-	-	6
Feemster, D.	1	-	-	-	-	-	-	-	6
Young, Sterling	1	-	-	-	-	-	-	-	6
Draper, Amos	-	-	-	-	-	-	-	1	2
Herrold, Nathan	-	-	-	0-1	1	-	-	-	2
Total	50	24-34	44-47	1-2	1	1-1	-	1	422
Opponents	33	12-19	30-30	1-2	-	0-1	-	2	270

Total Offense	g	plays	rush	pass	total	avg/g
Aplin, Ryan	13	637	588	3588	4176	321.2
Lawson, Derek	13	123	484	0	484	37.2
Jackson, F.	12	88	355	0	355	29.6
Smith, Andre	7	50	93	204	297	42.4
Robertson, Jer.	13	53	212	0	212	16.3
Thornton, S.	5	19	120	0	120	24.0
Smith, Rod	9	16	56	0	56	6.2
Frampton, D.	13	6	28	25	53	4.1
Collins, Kelsey	13	5	43	0	43	3.3
Sullivent, N.	13	1	14	0	14	1.1
Kincy, Anthony	13	2	14	0	14	1.1
Jones, Don	13	1	7	0	7	0.5
Murry, Kedric	13	1	5	0	5	0.4
Lucas, Earl	13	3	3	0	3	0.2
TEAM	10	11	-17	0	-17	-1.7
Total	13	1016	2005	3817	5822	447.8
Opponents	13	923	1346	2963	4309	331.5

Field Goals	fg	pct.	01-19	20-29	30-39	40-49	50-99	lg	blk
Zalud, Bobby	6-11	54.5	0-0	0-0	0-0	4-7	2-4	56	0
Davis, Brian	18-23	78.3	0-0	8-10	9-11	1-2	0-0	47	1

FG Sequence	Arkansas State	Opponents
Illinois	(49),(47),58	(32),(19)
Memphis	(31),(56),44	52,(37)
Virginia Tech	30	40,(31)
Central Arkansas	(24),(32),(33),(34),(21),(33)	(22)
WKU	29,(26),50,(43),44	-
ULM	(30)	(25),(25)
FIU	(24),(49)	37,(46),(33),(44)
North Texas	(48)	-
FAU	48,(30),35	-
Louisiana-Lafayette	(22),(24),(21)	-
Middle Tennessee	(24),46	(26)
TROY	(53),24	48
Northern Illinois	(32),(36)	33,22,(22),42

Punting	no.	yds	avg	lg	tb	fc	i20	50+	blk
Wilbourn, Ryan	26	991	38.1	64	1	4	7	3	1
Sullivent, N.	22	864	39.3	67	0	10	9	3	0
Aplin, Ryan	3	113	37.7	40	1	0	1	0	0
Total	51	1968	38.6	67	2	14	17	6	1
Opponents	76	2967	39.0	62	2	24	21	6	2

Kickoffs	no.	yds	avg	tb	ob	retn	net	ydln
Zalud, Bobby	87	4965	57.1	14	2			
Total	87	4965	57.1	14	2	17.7	41.0	28
Opponents	58	3503	60.4	8	5	20.8	42.6	27

Numbers in (parentheses) indicate field goal was made.

**The Automated ScoreBook**  
**Arkansas State Overall Individual Statistics (as of Jan 09, 2012)**  
**All games**

<u>All Purpose</u>	<u>g</u>	<u>rush</u>	<u>rcv</u>	<u>pr</u>	<u>kr</u>	<u>ir</u>	<u>total</u>	<u>avg/g</u>
Frampton, D.	13	28	1156	159	19	0	1362	104.8
Stockemer, T.	13	0	756	0	0	0	756	58.2
Jarboe, Josh	13	0	730	0	0	0	730	56.2
Aplin, Ryan	13	588	23	0	0	0	611	47.0
Lawson, Derek	13	484	95	0	0	0	579	44.5
Jackson, F.	12	355	178	0	0	0	533	44.4
Hall, Rod	11	0	109	1	292	0	402	36.5
Tryon, Andrew	13	0	0	0	308	0	308	23.7
Lucas, Earl	13	3	225	0	0	0	228	17.5
Robertson, Jer.	13	212	3	0	0	0	215	16.5
Jones, Julian	9	0	88	0	72	0	160	17.8
Muse, Allen	9	0	154	0	0	0	154	17.1
Fleming, R.J.	8	0	76	0	64	0	140	17.5
Kincy, Anthony	13	14	91	0	24	0	129	9.9
Thornton, S.	5	120	0	0	7	0	127	25.4
Smith, Andre	7	93	0	0	0	0	93	13.3
Jones, Don	13	7	7	56	17	6	93	7.2
Feemster, D.	13	0	0	0	0	91	91	7.0
McCants, Carlos	11	0	87	0	0	0	87	7.9
McCray, Kelcie	13	0	0	0	0	55	55	4.2
Smith, Rod	9	56	-3	0	0	0	53	5.9
Collins, Kelsey	13	43	4	0	0	0	47	3.6
Murry, Kedric	13	5	38	0	0	0	43	3.3
Brown, Artez	13	0	0	0	37	0	37	2.8
Herrold, Nathan	13	0	0	0	32	0	32	2.5
Young, Sterling	12	0	0	0	0	31	31	2.6
Lee, Qushaun	13	0	0	11	0	19	30	2.3
Davis, Demario	13	0	0	0	0	27	27	2.1
Sullivent, N.	13	14	0	0	0	0	14	1.1
TEAM	10	-17	0	0	0	0	-17	-1.7
Total	13	2005	3817	227	872	229	7150	550.0
Opponents	13	1346	2963	69	1115	224	5717	439.8

**The Automated ScoreBook**  
**Arkansas State Overall Defensive Statistics (as of Jan 09, 2012)**  
**All games**

##	Defensive Leaders	gp	Tackles				Sacks no-yds	Pass defense			Fumbles		blkd	
			ua	a	tot	tfl/yds		int-yds	brup	qbh	rcv-yds	ff	kick	saf
21	McCray, Kelcie	13	34	36	70	1.5-3	.	4-55	4	.	.	.	.	.
23	Davis, Demario	13	31	39	70	10.0-40	3.0-28	1-27	4	3	1-0	.	.	.
40	Herrold, Nathan	13	32	34	66	3.5-11	1.5-7	.	1	.	1-0	1	.	.
5	Jones, Don	13	30	24	54	6.5-25	1.0-7	1-6	3	1	.	.	1	.
11	Young, Sterling	12	20	31	51	3.5-13	1.0-11	1-31	2	.	2-7	.	.	.
34	Byrd, Najel	13	23	27	50	7.5-17	2.5-10	.	2	.	.	.	.	.
1	Edwards, Darron	13	29	20	49	1.0-3	0.5-3	3-0	4	.	.	3	.	.
48	Lee, Qushaun	13	26	23	49	4.5-5	0.5-1	2-19	2	.	.	.	1	.
99	Joiner, Brandon	13	33	15	48	19.0-110	13.0-99	.	2	5	1-0	1	.	.
13	Hills, A.J.	7	15	31	46	1.0-3	.	.	2	1	2-0	.	.	.
29	Feemster, D.	13	35	7	42	.	.	5-91	7	.	1-60	.	.	.
53	Nelms, Nick	13	17	24	41	.	.	.	1	1	.	2	.	.
47	Robertson, Jus.	13	14	22	36	8.0-26	2.5-14	1-0	.	2	1-0	.	.	.
25	Scales, Chaz	13	15	18	33	3.0-6	0.5-2	1-0	11	.	.	.	.	.
65	Carrethers, R.	13	3	26	29	3.0-14	1.5-11	.	.	1	.	.	.	.
4	Kilcrease, J.	12	15	12	27	0.5-1	.	.	2	.	.	.	.	.
8	Holmes, Tausean	7	16	6	22	3.0-11	.	.	5	1	.	2	.	.
91	Starson, Tim	13	4	18	22	2.0-10	1.0-8	.	.	3	.	1	.	.
92	Woods, Dorvus	13	8	13	21	5.5-33	3.5-30	.	2	8	.	2	.	.
52	Brown, Elroy	13	7	11	18	2.0-15	2.0-15	.	.	2	.	.	.	.
96	Gibson, Jeremy	12	6	11	17	3.0-3	.	.	.	5	.	.	.	.
79	McCall, Greg	12	5	11	16	1.0-1	.	.	.	.	.	.	.	.
41	Albright, L.	13	4	11	15	0.5-1	.	.	1	.	.	.	.	.
32	Tryon, Andrew	13	11	4	15	.	.	.	.	.	.	.	.	.
30	Collins, Kelsey	13	7	5	12	.	.	.	.	.	.	.	.	.
20	Lorgian, Cole	13	3	8	11	.	.	.	1	.	1-0	.	.	.
97	Draper, Amos	9	3	7	10	3.5-5	.	.	.	.	.	.	.	1
95	Simmons, A.	12	4	5	9	1.5-2	.	.	.	.	.	1	.	.
90	Wright, Ronnell	8	2	6	8	2.5-10	1.0-7	.	.	.	.	.	.	.
33	Victorian, J.	11	4	1	5	.	.	.	.	.	.	.	.	.
94	Owens, Markel	5	.	4	4	0.5-0	.	.	.	.	.	.	.	.
93	Dunaway, Darius	3	2	1	3	.	.	.	.	.	.	1	.	.
9	Frampton, D.	13	2	1	3	.	.	.	.	.	.	.	.	.
88	Zalud, Bobby	13	1	2	3	.	.	.	.	.	.	.	.	.
10	Brown, Artez	13	2	1	3	.	.	.	.	.	.	.	.	.
43	Robertson, Jer.	13	1	2	3	.	.	.	.	.	.	.	.	.
39	Hall, Branton	1	1	1	2	1.0-2	.	.	.	.	.	.	.	.
12	Coleman, Kyle	11	.	2	2	.	.	.	.	.	.	.	.	.
54	Jackson, S.	2	.	2	2	0.5-1	.	.	.	.	.	.	.	.
28	Bradberry, J.	1	1	.	1	.	.	.	.	.	.	.	.	.
22	Lawson, Derek	13	1	.	1	.	.	.	.	.	.	.	.	.
37	Bates, Graham	9	.	1	1	.	.	.	.	.	.	.	.	.
73	Castilaw, Tom	13	1	.	1	.	.	.	.	.	.	.	.	.
83	Lucas, Earl	13	1	.	1	.	.	.	.	.	.	1	.	.
44	Prater, Cody	8	.	1	1	.	.	.	.	.	.	.	.	.
3	Jarboe, Josh	13	1	.	1	.	.	.	.	.	.	.	.	.
16	Aplin, Ryan	13	1	.	1	.	.	.	.	.	.	.	.	.
7	Jones, Julian	9	1	.	1	.	.	.	.	.	.	.	.	.
85	Murry, Kedric	13	1	.	1	.	.	.	.	.	.	.	.	.
Total		13	473	524	997	99-371	35-253	19-229	56	33	10-67	15	2	1
Opponents		13	551	539	1090	75-311	27-194	16-224	41	20	11-35	10	2	2



**The Automated ScoreBook**  
**Arkansas State Team Game-by-Game (as of Jan 09, 2012)**  
**All games**

**TEAM STATISTICS**

Date	Opponent	Rushing				Receiving				Passing				Kick Returns				Punt Returns				tot off
		no.	yds	td	lg	no.	yds	td	lg	cmp-att-int	yds	td	lg	no.	yds	td	lg	no.	yds	td	lg	
Sep 03	at Illinois	32	60	1	9	20	290	0	65	20-32-1	290	0	65	4	66	0	22	1	0	0	0	350
Sep 10	MEMPHIS	46	236	2	48	29	375	4	71	29-33-1	375	4	71	2	31	0	20	2	19	0	10	611
Sep 17	at Virginia Tech	31	64	1	16	16	205	0	51	16-36-2	205	0	51	1	19	0	19	1	4	0	4	269
Sep 24	CENTRAL ARKANSAS	56	375	3	28	23	271	1	43	23-32-1	271	1	43	4	83	0	35	4	35	0	21	646
Oct 01	at WKU	28	25	1	19	38	419	2	38	38-50-0	419	2	38	3	46	0	19	3	50	0	43	444
Oct 08	at ULM	25	84	1	10	27	261	1	44	27-43-3	261	1	44	4	54	0	19	3	57	1	25	345
Oct 18	FIU	45	238	3	30	14	147	1	40	14-24-1	147	1	40	5	76	0	24	2	6	0	4	385
Oct 29	NORTH TEXAS	38	218	2	30	28	322	3	41	28-42-1	322	3	41	2	40	0	22	1	1	0	1	540
Nov 05	at FAU	49	172	4	15	26	257	1	33	26-39-1	257	1	33	3	105	0	60	2	0	0	7	429
Nov 12	LOUISIANA-LAFAYETTE	45	169	1	15	21	228	2	35	21-33-0	228	2	35	4	92	0	42	2	-13	0	8	397
Nov 19	at Middle Tennessee	51	203	4	33	29	333	2	35	29-41-1	333	2	35	2	41	0	34	4	44	0	21	536
Dec 03	TROY	41	133	1	15	25	356	3	51	25-37-1	356	3	51	2	55	0	41	1	23	1	12	489
Jan 08	vs Northern Illinois	29	28	1	13	30	353	1	50	30-58-3	353	1	50	6	164	0	50	1	1	0	1	381
		516	2005	25	48	326	3817	21	71	326-500-16	3817	21	71	42	872	0	60	27	227	2	43	5822
Opponents		448	1346	12	43	269	2963	20	72	269-475-19	2963	20	72	63	1115	0	51	18	69	0	18	4309

Games played: 13

Avg per rush: 3.9

Avg per catch: 11.7

Pass efficiency: 136.79

Kick ret avg: 20.8

Punt ret avg: 8.4

All purpose avg/game: 550.0

Total offense avg/gm: 447.8

Date	Opponent	Tackles				Sacks no-yds	Fumble		Pass Defense			Blkd kick	PAT Attempts			saf	pts
		ua	a	total	tfl-yds		ff	fr-yds	int-yds	qbh	brup		kick	rush	rcv		
Sep 03	at Illinois	49	30	79	8.0-32	3.0-21	2	1-0	0-0	2	2	0	1-1	0	0	1	15
Sep 10	MEMPHIS	33	46	79	10.0-42	5.0-26	1	1-0	0-0	0	3	0	5-5	0	0	0	47
Sep 17	at Virginia Tech	38	48	86	7.0-15	2.0-6	1	0-0	2-34	4	1	0	1-1	0	0	0	7
Sep 24	CENTRAL ARKANSAS	24	58	82	8.0-24	2.0-15	1	0-0	1-31	0	5	0	5-5	0	0	0	53
Oct 01	at WKU	36	30	66	6.0-14	1.0-8	1	0-0	2-3	0	1	0	2-3	0	0	0	26
Oct 08	at ULM	44	30	74	9.0-34	3.0-24	1	1-0	3-51	6	9	1	3-3	0	0	0	24
Oct 18	FIU	29	50	79	5.0-26	2.0-21	2	1-0	1-16	0	2	0	4-4	0	0	0	34
Oct 29	NORTH TEXAS	21	64	85	6.0-31	4.0-29	1	0-0	1-0	0	4	0	4-5	0	0	0	37
Nov 05	at FAU	29	40	69	9.0-37	4.0-31	3	2-7	2-0	1	2	0	4-4	1	0	0	39
Nov 12	LOUISIANA-LAFAYETT	37	34	71	8.0-34	4.0-28	0	1-0	4-79	6	3	0	3-3	0	0	0	30
Nov 19	at Middle Tennessee	54	20	74	8.0-24	1.0-8	1	1-0	0-0	13	8	0	4-5	0	1	0	45
Dec 03	TROY	40	38	78	4.0-19	1.0-12	1	2-60	2-15	1	11	1	6-6	0	0	0	45
Jan 08	vs Northern Illinois	39	36	75	11.0-39	3.0-24	0	0-0	1-0	0	5	0	2-2	0	0	0	20
		473	524	997	99.0-371	35.0-253	15	10-67	19-229	33	56	2	44-47	1	1	1	422
Opponents		551	539	1090	75.0-311	27.0-194	10	11-35	16-224	20	41	2	30-30	1	0	2	270

Date	Opponent	Punting										Field Goals			Kickoffs				
		no.	yds	avg	long	blkd	tb	fc	50+	i20		md-att	long	blkd	no.	yds	avg	tb	ob
Sep 03	at Illinois	4	175	43.8	67	0	0	0	1	1		2-3	49	0	4	267	66.8	2	0
Sep 10	MEMPHIS	2	90	45.0	46	0	0	1	0	1		2-3	56	1	9	546	60.7	2	0
Sep 17	at Virginia Tech	6	227	37.8	44	0	0	2	0	0		0-1	0	0	3	198	66.0	0	0
Sep 24	CENTRAL ARKANSAS	0	0	0.0	0	0	0	0	0	0		6-6	34	0	12	713	59.4	1	0
Oct 01	at WKU	3	109	36.3	41	0	0	0	0	1		2-5	43	0	6	370	61.7	0	0
Oct 08	at ULM	6	267	44.5	64	0	0	2	2	3		1-1	30	0	5	259	51.8	0	0
Oct 18	FIU	4	150	37.5	41	0	0	1	0	2		2-2	49	0	6	103	17.2	2	0
Oct 29	NORTH TEXAS	1	31	31.0	31	0	0	0	0	0		1-1	48	0	7	434	62.0	0	0
Nov 05	at FAU	2	91	45.5	50	0	1	0	1	0		1-3	30	0	7	369	52.7	0	1
Nov 12	LOUISIANA-LAFAYETT	8	307	38.4	53	0	0	2	1	5		3-3	24	0	6	367	61.2	0	0
Nov 19	at Middle Tennessee	4	162	40.5	50	1	1	0	1	2		1-2	24	0	9	564	62.7	5	1
Dec 03	TROY	4	159	39.8	45	0	0	2	0	0		1-2	53	0	8	447	55.9	1	0
Jan 08	vs Northern Illinois	7	200	28.6	39	0	0	4	0	2		2-2	36	0	5	328	65.6	1	0
		51	1968	38.6	67	1	2	14	6	17		24-34	56	1	87	4965	57.1	14	2
Opponents		76	2967	39.0	62	2	2	24	6	21		12-19	46	0	58	3503	60.4	8	5

**The Automated ScoreBook**  
**Arkansas State Opponent Game-by-Game (as of Jan 09, 2012)**  
**All games**

**OPPONENT STATISTICS**

Date	Opponent	Rushing				Receiving				Passing				Kick Returns				Punt Returns				tot off
		no.	yds	td	lg	no.	yds	td	lg	cmp-att-int	yds	td	lg	no.	yds	td	lg	no.	yds	td	lg	
Sep 03	at Illinois	50	202	2	24	17	271	2	72	17-25-0	271	2	72	2	38	0	23	1	-2	0	0	473
Sep 10	MEMPHIS	38	82	0	15	13	87	0	18	13-29-0	87	0	18	6	102	0	24	1	6	0	6	169
Sep 17	at Virginia Tech	40	135	1	21	21	292	2	52	21-33-2	292	2	52	3	70	0	28	4	19	0	9	427
Sep 24	CENTRAL ARKANSAS	32	97	1	14	17	225	2	53	17-32-1	225	2	53	8	148	0	29	0	0	0	0	322
Oct 01	at WKU	37	152	1	16	14	159	2	42	14-24-2	159	2	42	6	135	0	41	1	18	0	18	311
Oct 08	at ULM	37	69	0	24	26	298	2	41	26-55-3	298	2	41	4	102	0	51	2	-1	0	1	367
Oct 18	FIU	29	66	0	18	23	223	1	46	23-37-1	223	1	46	3	38	0	33	1	4	0	4	289
Oct 29	NORTH TEXAS	33	142	1	43	15	141	1	23	15-28-1	141	1	23	7	103	0	22	0	0	0	0	283
Nov 05	at FAU	29	134	2	39	16	147	1	27	16-25-2	147	1	27	6	86	0	26	1	0	0	0	281
Nov 12	LOUISIANA-LAFAYETTE	28	66	1	14	24	248	2	36	24-45-4	248	2	36	6	92	0	21	3	0	0	1	314
Nov 19	at Middle Tennessee	35	80	1	21	28	219	1	22	28-48-0	219	1	22	3	35	0	12	2	18	0	4	299
Dec 03	TROY	25	62	0	14	32	311	2	34	32-52-2	311	2	34	5	87	0	33	2	7	0	7	373
Jan 08	vs Northern Illinois	35	59	2	13	23	342	2	43	23-42-1	342	2	43	4	79	0	25	0	0	0	0	401
		448	1346	12	43	269	2963	20	72	269-475-19	2963	20	72	63	1115	0	51	18	69	0	18	4309
Arkansas State		516	2005	25	48	326	3817	21	71	326-500-16	3817	21	71	42	872	0	60	27	227	2	43	5822

Games played: 13

Avg per rush: 3.0

Avg per catch: 11.0

Pass efficiency: 114.92

Kick ret avg: 17.7

Punt ret avg: 3.8

All purpose avg/game: 439.8

Total offense avg/gm: 331.5

		Tackles				Sacks	Fumble		Pass Defense			Blkd	PAT Attempts					
Date	Opponent	ua	a	total	tfl-yds	no-yds	ff	fr-yds	int-yds	qbh	brup	kick	kick	rush	rcv	saf	pts	
Sep 03	at Illinois	35	30	65	7.0-26	2.0-13	2	2-0	1-0	1	1	0	3-3	0	0	0	33	
Sep 10	MEMPHIS	40	64	104	13.0-31	3.0-9	1	1-0	1-0	0	1	1	0-0	0	0	0	3	
Sep 17	at Virginia Tech	34	26	60	6.0-27	3.0-22	0	0-0	2-42	3	7	0	3-3	0	0	1	26	
Sep 24	CENTRAL ARKANSAS	57	50	107	4.0-11	1.0-2	2	1-0	1-25	0	1	0	3-3	0	0	0	24	
Oct 01	at WKU	49	32	81	8.0-52	4.0-45	0	0-0	0-0	0	3	0	2-2	1	0	0	22	
Oct 08	at ULM	37	28	65	2.0-5	0.0-0	1	1-0	3-0	4	5	0	1-1	0	0	0	19	
Oct 18	FIU	30	58	88	4.0-15	2.0-11	0	0-0	1-22	0	3	0	1-1	0	0	0	16	
Oct 29	NORTH TEXAS	34	52	86	3.0-11	1.0-6	1	1-0	1-19	0	4	0	2-2	0	0	0	14	
Nov 05	at FAU	43	57	100	2.0-10	2.0-10	0	0-0	1-22	3	2	0	3-3	0	0	0	21	
Nov 12	LOUISIANA-LAFAYETT	47	42	89	5.0-14	1.0-8	0	1-0	0-0	2	5	0	3-3	0	0	0	21	
Nov 19	at Middle Tennessee	66	22	88	6.0-22	3.0-15	2	2-35	1-46	6	2	1	2-2	0	0	1	19	
Dec 03	TROY	36	46	82	6.0-33	2.0-22	0	0-0	1-10	1	1	0	2-2	0	0	0	14	
Jan 08	vs Northern Illinois	43	32	75	9.0-54	3.0-31	1	2-0	3-38	0	6	0	5-5	0	0	0	38	
		551	539	1090	75.0-311	27.0-194	10	11-35	16-224	20	41	2	30-30	1	0	2	270	
Arkansas State		473	524	997	99.0-371	35.0-253	15	10-67	19-229	33	56	2	44-47	1	1	1	422	

Date	Opponent	Punting										Field Goals			Kickoffs				
		no.	yds	avg	long	blkd	tb	fc	50+	i20		md-att	long	blkd	no.	yds	avg	tb	ob
Sep 03	at Illinois	4	120	30.0	40	0	0	1	0	0		2-2	32	0	8	505	63.1	3	0
Sep 10	MEMPHIS	8	350	43.8	51	0	0	2	2	4		1-2	37	0	2	101	50.5	0	0
Sep 17	at Virginia Tech	3	99	33.0	41	0	0	1	0	1		1-2	31	0	5	347	69.4	4	0
Sep 24	CENTRAL ARKANSAS	8	277	34.6	42	0	0	1	0	0		1-1	22	0	5	292	58.4	0	1
Oct 01	at WKU	5	228	45.6	56	0	0	1	2	1		0-0	0	0	4	241	60.2	0	1
Oct 08	at ULM	4	168	42.0	45	1	0	2	0	2		2-2	25	0	5	309	61.8	0	1
Oct 18	FIU	4	139	34.8	43	0	0	1	0	0		3-4	46	0	5	299	59.8	0	0
Oct 29	NORTH TEXAS	7	272	38.9	47	0	0	4	0	2		0-0	0	0	3	152	50.7	0	1
Nov 05	at FAU	5	214	42.8	47	0	1	1	0	1		0-0	0	0	4	249	62.2	0	1
Nov 12	LOUISIANA-LAFAYETT	7	290	41.4	51	0	1	2	1	1		0-0	0	0	4	252	63.0	0	0
Nov 19	at Middle Tennessee	8	354	44.2	62	0	0	4	1	2		1-1	26	0	4	185	46.2	0	0
Dec 03	TROY	5	176	35.2	45	1	0	1	0	3		0-1	0	0	3	187	62.3	1	0
Jan 08	vs Northern Illinois	8	280	35.0	41	0	0	3	0	4		1-4	22	0	6	384	64.0	0	0
		76	2967	39.0	62	2	2	24	6	21		12-19	46	0	58	3503	60.4	8	5
Arkansas State		51	1968	38.6	67	1	2	14	6	17		24-34	56	1	87	4965	57.1	14	2

**The Automated ScoreBook**  
**Arkansas State Passing Game-by-Game (as of Jan 09, 2012)**  
**All games**

<b>#16 Aplin, Ryan</b>	<b>Comp</b>	<b>Att</b>	<b>Int</b>	<b>Pct</b>	<b>Yards</b>	<b>TD</b>	<b>Long</b>	<b>Sacked</b>	<b>Effic</b>
Illinois	20	32	1	62.5	290	0	65	2-13	132.38
Memphis	19	21	1	90.5	274	3	71	3-9	237.70
Virginia Tech	16	36	2	44.4	205	0	51	3-22	81.17
Central Arkansas	19	28	1	67.9	220	1	43	1-2	138.50
WKU	37	49	0	75.5	396	1	38	4-45	150.13
ULM	27	43	3	62.8	261	1	44	0-0	107.50
FIU	14	24	1	58.3	147	1	40	2-11	115.20
North Texas	28	42	1	66.7	322	3	41	1-6	149.88
FAU	24	37	1	64.9	244	1	33	2-10	123.77
Louisiana-Lafayette	20	32	0	62.5	226	2	35	1-8	142.45
Middle Tennessee	25	37	1	67.6	294	2	35	3-15	146.75
TROY	25	37	1	67.6	356	3	51	2-22	169.74
Northern Illinois	30	58	3	51.7	353	1	50	3-31	98.19
<b>TOTALS</b>	<b>304</b>	<b>476</b>	<b>16</b>	<b>63.9</b>	<b>3588</b>	<b>19</b>	<b>71</b>	<b>27-194</b>	<b>133.63</b>

<b>#18 Smith, Andre</b>	<b>Comp</b>	<b>Att</b>	<b>Int</b>	<b>Pct</b>	<b>Yards</b>	<b>TD</b>	<b>Long</b>	<b>Sacked</b>	<b>Effic</b>
Memphis	10	12	0	83.3	101	1	30	0-0	181.53
Central Arkansas	4	4	0	100.0	51	0	23	0-0	207.10
FAU	2	2	0	100.0	13	0	10	0-0	154.60
Middle Tennessee	4	4	0	100.0	39	0	18	0-0	181.90
<b>TOTALS</b>	<b>20</b>	<b>22</b>	<b>0</b>	<b>90.9</b>	<b>204</b>	<b>1</b>	<b>30</b>	<b>0-0</b>	<b>183.80</b>

<b>#9 Frampton, D.</b>	<b>Comp</b>	<b>Att</b>	<b>Int</b>	<b>Pct</b>	<b>Yards</b>	<b>TD</b>	<b>Long</b>	<b>Sacked</b>	<b>Effic</b>
WKU	1	1	0	100.0	23	1	23	0-0	623.20
Louisiana-Lafayette	1	1	0	100.0	2	0	2	0-0	116.80
<b>TOTALS</b>	<b>2</b>	<b>2</b>	<b>0</b>	<b>100.0</b>	<b>25</b>	<b>1</b>	<b>23</b>	<b>0-0</b>	<b>370.00</b>



**The Automated ScoreBook**  
**Arkansas State Rushing/Receiving Game-by-Game (as of Jan 09, 2012)**  
**All games**

<b>RUSHING</b>	<b>No-Yds/TD</b>	<b>ILL</b>	<b>MEMPHI</b>	<b>VT</b>	<b>UCA</b>	<b>WKU</b>	<b>ULM</b>	<b>FIU</b>	<b>NT</b>	<b>FAU</b>	<b>UL</b>	<b>MT</b>	<b>TROY</b>	<b>NIU</b>
Aplin, Ryan QB	161-588/10	9-11/0	7-13/0	13-29/1	10-84/0	14-5/0	9-35/0	21-164/2	8-69/0	14-49/4	15-70/1	15-41/1	16-35/0	10--17/1
Lawson, Derek RB	123-484/3	4-5/0	4-8/0	7-12/0	10-74/0	7-12/1	5-23/0	7-26/1	12-63/0	20-91/0	15-60/0	11-46/0	9-39/1	12-25/0
Jackson, F. RB	88-355/6	11-39/1	10-101/1	10-20/0	3-14/0	DNP	6-16/1	12-39/0	9-44/1	8-13/0	10-31/0	3-13/2	3-13/0	3-12/0
Robertson, Jer. RB	53-212/3	5-15/0	9-31/1	1-3/0	6-33/1	2-1/0	-	1--1/0	3-10/0	-	3-5/0	13-85/1	7-12/0	3-18/0
Thornton, S. RB	19-120/0	1--4/0	7-67/0	DNP	7-55/0	3-2/0	1-0/0	DNP	DNP	DNP	DNP	DNP	DNP	DNP
Smith, Andre QB	28-93/1	1--5/0	8-14/0	DNP	11-60/1	DNP	DNP	DNP	DNP	2-5/0	1-1/0	5-18/0	-	DNP
Smith, Rod RB	16-56/0	-	1-2/0	-	6-30/0	-	2-4/0	1-7/0	DNP	4-11/0	DNP	2-2/0	DNP	DNP
Collins, Kelsey WR	5-43/0	-	-	-	1-17/0	-	-	-	-	-	-	-	4-26/0	-
Frampton, D. WR	4-28/1	-	-	-	1-10/1	1-6/0	-	-	-	-	1-2/0	-	1-10/0	-
Kincy, Anthony TE	2-14/0	-	-	-	-	-	-	-	1-11/0	1-3/0	-	-	-	-
Sullivent, N. P	1-14/1	-	-	-	-	-	-	-	1-14/1	-	-	-	-	-
Jones, Don	1-7/0	-	-	-	-	-	-	1-7/0	-	-	-	-	-	-
Murry, Kedric TE	1-5/0	-	-	-	-	-	-	-	1-5/0	-	-	-	-	-
Lucas, Earl WR	3-3/0	-	-	-	-	-	1-7/0	-	1-6/0	-	-	-	-	1--10/0
TEAM	11--17/0	1--1/0	DNP	-	1--2/0	1--1/0	1--1/0	2--4/0	2--4/0	DNP	DNP	2--2/0	1--2/0	-

<b>RECEIVING</b>	<b>No-Yds/TD</b>	<b>ILL</b>	<b>MEMPHI</b>	<b>VT</b>	<b>UCA</b>	<b>WKU</b>	<b>ULM</b>	<b>FIU</b>	<b>NT</b>	<b>FAU</b>	<b>UL</b>	<b>MT</b>	<b>TROY</b>	<b>NIU</b>
Frampton, D. WR	94-1156/6	5-99/0	6-75/1	6-59/0	8-100/0	9-126/1	13-147/1	1-7/0	6-77/1	10-87/0	6-54/0	10-141/1	10-153/1	4-31/0
Stockemer, T. WR	48-756/7	5-87/0	1-5/0	3-77/0	3-67/1	6-69/0	3-27/0	1-40/0	3-38/1	4-43/1	4-85/2	1-8/0	3-25/1	11-185/1
Jarboe, Josh WR	54-730/2	5-58/0	7-162/2	4-38/0	3-18/0	9-112/0	2-25/0	2-16/0	7-96/0	3-30/0	4-52/0	2-43/0	4-57/0	2-23/0
Lucas, Earl WR	20-225/0	-	3-24/0	1-9/0	2-20/0	1-10/0	-	-	2-22/0	3-47/0	1-3/0	1-20/0	1-26/0	5-44/0
Jackson, F. RB	13-178/0	1-3/0	2-16/0	2-22/0	1-8/0	DNP	1-40/0	2-44/0	2-10/0	1-16/0	-	1-19/0	-	-
Muse, Allen WR	16-154/2	2-24/0	DNP	DNP	DNP	-	1-6/0	1-4/1	3-38/1	-	2-18/0	5-41/0	2-23/0	DNP
Hall, Rod WR	15-109/1	DNP	4-25/0	-	1-23/0	-	-	DNP	-	2-13/0	1-2/0	3-28/0	3-14/1	1-4/0
Lawson, Derek RB	12-95/1	-	2-41/1	-	1-0/0	2-11/0	-	1-12/0	1-9/0	2-15/0	2-7/0	1-0/0	-	-
Kincy, Anthony TE	9-91/1	1-14/0	-	-	-	1-18/0	1-3/0	2-9/0	-	-	-	1-21/1	1-7/0	2-19/0
Jones, Julian WR	4-88/0	-	1-15/0	DNP	1-14/0	DNP	DNP	-	-	-	DNP	1-8/0	1-51/0	-
McCants, Carlos WR	11-87/0	DNP	-	DNP	3-21/0	1-7/0	1-6/0	-	-	-	-	1-6/0	-	5-47/0
Fleming, R.J. WR	13-76/0	-	DNP	DNP	DNP	8-43/0	-	2-11/0	2-26/0	DNP	-	1--4/0	-	DNP
Murry, Kedric TE	9-38/0	1-5/0	1-2/0	-	-	-	2-10/0	1-7/0	2-6/0	1-6/0	-	1-2/0	-	-
Aplin, Ryan QB	1-23/1	-	-	-	-	1-23/1	-	-	-	-	-	-	-	-
Jones, Don	1-7/0	-	-	-	-	-	-	-	-	-	1-7/0	-	-	-
Collins, Kelsey WR	1-4/0	-	1-4/0	-	-	-	-	-	-	-	-	-	-	-
Robertson, Jer. RB	2-3/0	-	1-6/0	-	-	-	1--3/0	-	-	-	-	-	-	-
Smith, Rod RB	3--3/0	-	-	-	-	-	2-0/0	1--3/0	DNP	-	DNP	-	DNP	DNP

**The Automated ScoreBook**  
**Arkansas State Total Tackles Game-by-Game (as of Jan 09, 2012)**  
**All games**

Total Tackles	UA-A	Total	ILL	MEMPHI	VT	UCA	WKU	ULM	FIU	NT	FAU	UL	MT	TROY	NIU
McCray, Kelcie DB	34-36	70	5-3	2-1	5-5	3-1	3-4	2-4	2-2	1-2	2-0	1-5	4-2	1-2	3-5
Davis, Demario LB	31-39	70	1-1	2-5	2-2	2-4	3-3	4-4	0-3	3-9	2-3	5-2	4-1	-	3-2
Herrold, Nathan LB	32-34	66	5-3	2-2	5-5	1-2	1-0	5-3	0-3	0-5	2-5	5-1	3-1	1-1	2-3
Jones, Don DB	30-24	54	1-1	2-0	3-2	0-1	1-4	4-2	1-2	2-1	0-1	3-1	3-1	6-4	4-4
Young, Sterling DB	20-31	51	1-0	-	1-1	1-3	DNP	0-1	3-4	1-4	2-8	2-4	5-2	2-2	2-2
Byrd, Najel LB	23-27	50	1-1	4-2	1-4	1-4	2-2	1-0	2-1	1-1	1-3	0-3	1-3	3-2	5-1
Edwards, Darron DB	29-20	49	5-1	2-2	5-1	0-4	1-0	2-1	2-1	1-3	2-1	3-0	4-1	2-5	-
Lee, Qushaun LB	26-23	49	4-0	4-2	3-4	0-1	3-1	2-0	0-4	0-6	-	3-1	0-1	2-1	5-2
Joiner, Brandon DE	33-15	48	4-0	1-0	1-3	2-1	-	3-0	1-3	2-1	1-0	6-2	3-1	4-1	5-3
Hills, A.J. DB	15-31	46	1-6	3-6	1-3	0-6	5-6	5-4	DNP	DNP	-	DNP	DNP	DNP	DNP
Feemster, D. DB	35-7	42	2-0	-	4-1	3-0	4-0	1-0	1-1	1-1	3-0	2-1	3-0	7-2	4-1
Nelms, Nick LB	17-24	41	4-1	0-1	1-4	-	0-1	2-0	3-5	0-6	1-1	2-1	2-0	2-3	0-1
Robertson, Jus. DE	14-22	36	5-3	0-3	-	1-2	2-0	1-1	1-2	0-2	1-2	0-2	2-2	-	1-3
Scales, Chaz DB	15-18	33	0-1	-	1-1	0-1	-	4-6	3-3	-	2-1	0-1	2-1	2-2	1-1
Carrethers, R. DL	3-26	29	1-0	-	0-2	0-2	1-0	0-1	0-1	0-3	0-3	1-6	0-3	0-3	0-2
Kilcrease, J. DB	15-12	27	1-0	1-1	1-0	2-2	-	0-1	5-3	0-1	1-3	-	3-0	1-1	DNP
Starson, Tim DE	4-18	22	1-0	0-2	-	0-4	0-2	-	1-3	0-5	1-1	-	1-0	-	0-1
Holmes, Tausean DB	16-6	22	1-0	2-1	DNP	DNP	DNP	DNP	DNP	2-1	2-1	1-0	6-1	2-2	DNP
Woods, Dorvus DL	8-13	21	0-1	-	0-2	1-1	0-1	1-1	1-0	1-2	1-2	1-0	-	1-3	1-0
Brown, Elroy DE	7-11	18	2-1	1-1	0-1	0-2	-	1-0	0-2	0-1	2-2	0-1	1-0	-	-
Gibson, Jeremy DE	6-11	17	0-2	1-2	1-1	1-0	0-2	1-0	0-2	0-1	-	-	1-0	DNP	1-1
McCall, Greg DL	5-11	16	-	-	0-1	0-2	3-2	0-1	0-1	0-2	1-0	DNP	-	0-2	1-0
Tryon, Andrew DB	11-4	15	-	1-0	1-0	1-0	-	2-0	1-1	1-1	1-0	1-2	2-0	-	-
Albright, L. LB	4-11	15	0-2	1-3	-	0-2	2-1	1-0	0-1	0-1	0-1	-	-	-	-
Collins, Kelsey	7-5	12	0-1	2-1	-	1-2	1-0	1-0	0-1	1-0	-	-	1-0	-	-
Lorgian, Cole DB	3-8	11	0-1	0-2	-	-	1-0	1-0	-	0-2	-	-	-	1-0	0-3
Draper, Amos DL	3-7	10	2-0	0-1	0-1	0-2	1-1	DNP	DNP	DNP	0-1	-	-	0-1	DNP
Simmons, A. DL	4-5	9	1-0	-	0-1	0-1	1-0	-	1-0	DNP	0-1	0-1	1-0	0-1	-
Wright, Ronnell DL	2-6	8	DNP	1-2	0-1	1-2	DNP	-	-	0-1	-	DNP	DNP	DNP	-
Victorian, J. DB	4-1	5	1-0	DNP	-	1-0	-	-	-	-	-	1-0	DNP	1-0	0-1
Owens, Markel DL	0-4	4	0-1	0-2	DNP	0-1	DNP	DNP	DNP	-	DNP	DNP	DNP	DNP	-
Frampton, D.	2-1	3	-	-	1-0	0-1	-	-	-	-	-	-	1-0	-	-
Brown, Artez DB	2-1	3	-	0-1	-	-	-	-	-	2-0	-	-	-	-	-
Dunaway, Darius DL	2-1	3	DNP	-	DNP	2-1	DNP	DNP	DNP	-	DNP	DNP	DNP	DNP	DNP
Zalud, Bobby	1-2	3	-	-	0-1	-	-	-	0-1	-	-	-	-	1-0	-
Robertson, Jer.	1-2	3	-	0-1	-	0-1	1-0	-	-	-	-	-	-	-	-
Jackson, S. DE	0-2	2	DNP	DNP	DNP	0-1	DNP	DNP	DNP	0-1	DNP	DNP	DNP	DNP	DNP
Hall, Branton LB	1-1	2	DNP	1-1	DNP	DNP	DNP	DNP	DNP	DNP	DNP	DNP	DNP	DNP	DNP
Coleman, Kyle DB	0-2	2	-	0-1	DNP	0-1	DNP	-	-	-	-	-	-	-	-
Castilaw, Tom	1-0	1	-	-	-	-	-	-	-	-	-	-	-	1-0	-
Lucas, Earl	1-0	1	-	-	1-0	-	-	-	-	-	-	-	-	-	-
Murry, Kedric	1-0	1	-	-	-	-	-	-	1-0	-	-	-	-	-	-
Prater, Cody	0-1	1	-	-	DNP	-	DNP	DNP	DNP	0-1	-	-	DNP	-	-
Bates, Graham DB	0-1	1	-	-	0-1	-	-	-	-	-	DNP	DNP	DNP	DNP	-
Lawson, Derek	1-0	1	-	-	-	-	-	-	-	1-0	-	-	-	-	-
Aplin, Ryan	1-0	1	-	-	-	-	-	-	-	-	-	-	1-0	-	-
Jones, Julian	1-0	1	-	-	DNP	-	DNP	DNP	-	-	-	DNP	-	-	1-0

Total Tackles	UA-A	Total	ILL	MEMPHI	VT	UCA	WKU	ULM	FIU	NT	FAU	UL	MT	TROY	NIU
Jarboe, Josh	1-0	1	-	-	-	-	-	-	-	-	1-0	-	-	-	-
Bradberry, J. DB	1-0	1	DNP	DNP	DNP	DNP	DNP	DNP	DNP	1-0	DNP	DNP	DNP	DNP	DNP



**The Automated ScoreBook**  
**Arkansas State Tackle For Loss Game-by-Game (as of Jan 09, 2012)**  
**All games**

TACKLES FOR LOSS	UA-A	Total	ILL	MEMPHI	VT	UCA	WKU	ULM	FIU	NT	FAU	UL	MT	TROY	NIU
Joiner, Brandon DE	17-4	19.0	2.0-11	1.0-4	0.5-1	1.0-10	-	1.0-1	0.5-5	1.0-7	1.0-9	4.5-29	1.0-8	2.0-13	3.5-12
Davis, Demario LB	7-6	10.0	-	1.5-4	-	-	0.5-1	1.0-9	0.5-1	2.0-11	1.5-2	-	1.0-1	-	2.0-11
Robertson, Jus. DE	6-4	8.0	1.0-4	-	-	1.5-5	-	-	0.5-5	-	1.5-5	-	2.0-3	-	1.5-4
Byrd, Najel LB	5-5	7.5	-	1.0-1	2.0-4	1.0-2	0.5-1	1.0-2	-	-	0.5-0	0.5-0	-	-	1.0-7
Jones, Don DB	5-3	6.5	1.0-7	1.0-6	1.0-4	-	0.5-0	0.5-1	-	-	0.5-0	-	-	1.0-5	1.0-2
Woods, Dorvus DL	4-3	5.5	-	-	0.5-1	-	-	1.0-9	1.0-1	1.5-11	1.5-11	-	-	-	-
Lee, Qushaun LB	3-3	4.5	-	-	1.0-1	-	1.0-1	-	-	0.5-0	-	1.0-2	-	-	1.0-1
Young, Sterling DB	2-3	3.5	-	-	-	0.5-0	DNP	-	1.5-12	0.5-0	-	1.0-1	-	-	-
Draper, Amos DL	2-3	3.5	1.0-1	-	-	-	1.5-2	DNP	DNP	DNP	0.5-1	-	-	0.5-1	DNP
Herrold, Nathan LB	2-3	3.5	0.5-1	1.0-5	-	-	-	1.5-3	-	0.5-2	-	-	-	-	-
Scales, Chaz DB	1-4	3.0	-	-	0.5-2	-	-	0.5-1	-	-	1.0-1	0.5-1	-	-	0.5-1
Carrethers, R. DL	2-2	3.0	1.0-2	-	-	0.5-1	1.0-8	0.5-3	-	-	-	-	-	-	-
Gibson, Jeremy DE	2-2	3.0	0.5-0	-	1.0-1	1.0-2	0.5-0	-	-	-	-	-	-	DNP	-
Holmes, Tausean DB	3-0	3.0	-	-	DNP	DNP	DNP	DNP	DNP	-	-	-	3.0-11	-	DNP
Wright, Ronnell DL	2-1	2.5	DNP	1.5-8	-	1.0-2	DNP	-	-	-	-	DNP	DNP	DNP	-
Starson, Tim DE	2-0	2.0	-	-	-	-	-	-	1.0-2	-	1.0-8	-	-	-	-
Brown, Elroy DE	2-0	2.0	1.0-6	1.0-9	-	-	-	-	-	-	-	-	-	-	-
Simmons, A. DL	1-1	1.5	-	-	-	-	-	-	-	DNP	-	0.5-1	1.0-1	-	-
McCray, Kelcie DB	0-3	1.5	-	-	0.5-1	-	-	0.5-1	-	-	-	-	-	-	0.5-1
Edwards, Darron DB	0-2	1.0	-	-	-	-	-	0.5-3	-	-	-	-	-	0.5-0	-
Hills, A.J. DB	0-2	1.0	-	0.5-2	-	0.5-1	-	-	DNP	DNP	-	DNP	DNP	DNP	DNP
Hall, Branton LB	1-0	1.0	DNP	1.0-2	DNP	DNP	DNP	DNP	DNP	DNP	DNP	DNP	DNP	DNP	DNP
McCall, Greg DL	0-2	1.0	-	-	-	-	0.5-1	0.5-0	-	-	-	DNP	-	-	-
Albright, L. LB	0-1	0.5	-	0.5-1	-	-	-	-	-	-	-	-	-	-	-
Owens, Markel DL	0-1	0.5	-	-	DNP	0.5-0	DNP	DNP	DNP	-	DNP	DNP	DNP	DNP	-
Kilcrease, J. DB	0-1	0.5	-	-	-	-	-	0.5-1	-	-	-	-	-	-	DNP
Jackson, S. DE	0-1	0.5	DNP	DNP	DNP	0.5-1	DNP	DNP	DNP	-	DNP	DNP	DNP	DNP	DNP

**The Automated ScoreBook**  
**Arkansas State Sacks Game-by-Game (as of Jan 09, 2012)**  
**All games**

[illegible]



**The Automated ScoreBook**  
**Arkansas State Game Superlatives (as of Jan 09, 2012)**  
**All games**

**INDIVIDUAL GAME HIGHS**

Rushes	21	Aplin, Ryan vs FIU (Oct 18, 2011)
Yards Rushing	164	Aplin, Ryan vs FIU (Oct 18, 2011)
TD Rushes	4	Aplin, Ryan at FAU (Nov 05, 2011)
Long Rush	48	Jackson, F. vs Memphis (Sep 10, 2011)
Pass attempts	58	Aplin, Ryan vs Northern Illinois (Jan 08, 2012)
Pass completions	37	Aplin, Ryan at WKU (Oct 01, 2011)
Yards Passing	396	Aplin, Ryan at WKU (Oct 01, 2011)
TD Passes	3	Aplin, Ryan vs Memphis (Sep 10, 2011)
	3	Aplin, Ryan vs North Texas (Oct 29, 2011)
	3	Aplin, Ryan vs TROY (Dec 03, 2011)
Long Pass	71	Aplin, Ryan vs Memphis (Sep 10, 2011)
Receptions	13	Frampton, D. at ULM (Oct 08, 2011)
Yards Receiving	185	Stockemer, T. vs Northern Illinois (Jan 08, 2012)
TD Receptions	2	Jarboe, Josh vs Memphis (Sep 10, 2011)
	2	Stockemer, T. vs Louisiana-Lafayette (Nov 12, 2011)
Long Reception	71	Jarboe, Josh vs Memphis (Sep 10, 2011)
Field Goals	6	Davis, Brian vs Central Arkansas (Sep 24, 2011)
Long Field Goal	56	Zalud, Bobby vs Memphis (Sep 10, 2011)
Punts	6	Wilbourn, Ryan vs Louisiana-Lafayette (Nov 12, 2011)
Punting Avg	57.0	Sullivent, N. at Illinois (Sep 03, 2011)
Long Punt	67	Sullivent, N. at Illinois (Sep 03, 2011)
Punts inside 20	3	Wilbourn, Ryan vs Louisiana-Lafayette (Nov 12, 2011)
Long Punt Return	43	Frampton, D. at WKU (Oct 01, 2011)
Long Kickoff Return	60	Tryon, Andrew at FAU (Nov 05, 2011)
Tackles	12	Davis, Demario vs North Texas (Oct 29, 2011)
Sacks	4.0	Joiner, Brandon vs Louisiana-Lafayette (Nov 12, 2011)
Tackles For Loss	4.5	Joiner, Brandon vs Louisiana-Lafayette (Nov 12, 2011)
Interceptions	2	McCray, Kelcie at ULM (Oct 08, 2011)



**The Automated ScoreBook**  
**Arkansas State Game Superlatives (as of Jan 09, 2012)**  
**All games**

**TEAM GAME HIGHS**

Rushes	56	vs Central Arkansas (Sep 24, 2011)
Yards Rushing	375	vs Central Arkansas (Sep 24, 2011)
Yards Per Rush	6.7	vs Central Arkansas (Sep 24, 2011)
TD Rushes	4	at FAU (Nov 05, 2011)
	4	at Middle Tennessee (Nov 19, 2011)
Pass attempts	58	vs Northern Illinois (Jan 08, 2012)
Pass completions	38	at WKU (Oct 01, 2011)
Yards Passing	419	at WKU (Oct 01, 2011)
Yards Per Pass	11.4	vs Memphis (Sep 10, 2011)
TD Passes	4	vs Memphis (Sep 10, 2011)
Total Plays	92	at Middle Tennessee (Nov 19, 2011)
Total Offense	646	vs Central Arkansas (Sep 24, 2011)
Yards Per Play	7.7	vs Memphis (Sep 10, 2011)
Points	53	vs Central Arkansas (Sep 24, 2011)
Sacks By	5	vs Memphis (Sep 10, 2011)
First Downs	32	vs Central Arkansas (Sep 24, 2011)
Penalties	13	at ULM (Oct 08, 2011)
Penalty Yards	130	at ULM (Oct 08, 2011)
Turnovers	5	vs Northern Illinois (Jan 08, 2012)
Interceptions By	4	vs Louisiana-Lafayette (Nov 12, 2011)
Punts	8	vs Louisiana-Lafayette (Nov 12, 2011)
Punting Avg	45.5	at FAU (Nov 05, 2011)
Long Punt	67	at Illinois (Sep 03, 2011)
Punts inside 20	5	vs Louisiana-Lafayette (Nov 12, 2011)
Long Punt Return	43	at WKU (Oct 01, 2011)

**The Automated ScoreBook**  
**Arkansas State Game Superlatives (as of Jan 09, 2012)**  
**All games**

**OPPONENT INDIVIDUAL GAME HIGHS**

Rushes	28	Rainey, Bobby, at WKU (Oct 01, 2011)
Yards Rushing	163	Morris, Alfred, at FAU (Nov 05, 2011)
TD Rushes	2	Ford, Jason, at Illinois (Sep 03, 2011)
	2	Morris, Alfred, at FAU (Nov 05, 2011)
Long Rush	43	Dunbar, Lance, vs North Texas (Oct 29, 2011)
Pass attempts	52	Corey Robinson, vs TROY (Dec 03, 2011)
Pass completions	32	Corey Robinson, vs TROY (Dec 03, 2011)
Yards Passing	311	Corey Robinson, vs TROY (Dec 03, 2011)
TD Passes	2	Scheelhaasse, N, at Illinois (Sep 03, 2011)
	2	Thomas, L, at Virginia Tech (Sep 17, 2011)
	2	Gautier, Blaine, vs Louisiana-Lafayette (Nov 12, 2011)
	2	Corey Robinson, vs TROY (Dec 03, 2011)
	2	HARNISH, Chand, vs Northern Illinois (Jan 08, 2012)
Long Pass	72	Scheelhaasse, N, at Illinois (Sep 03, 2011)
Receptions	11	Jenkins, A.J., at Illinois (Sep 03, 2011)
	11	Eric Thomas, vs TROY (Dec 03, 2011)
Yards Receiving	224	MOORE, Martel, vs Northern Illinois (Jan 08, 2012)
TD Receptions	2	Leonard, Brent, at ULM (Oct 08, 2011)
	2	Surgent, Darryl, vs Louisiana-Lafayette (Nov 12, 2011)
Long Reception	72	Jenkins, A.J., at Illinois (Sep 03, 2011)
Field Goals	3	Griffin, Jack, vs FIU (Oct 18, 2011)
Long Field Goal	46	Griffin, Jack, vs FIU (Oct 18, 2011)
Punts	8	HORNSEY, Tom, vs Memphis (Sep 10, 2011)
	8	Buford, Kevin, vs Central Arkansas (Sep 24, 2011)
	8	NEIR, Ryan, vs Northern Illinois (Jan 08, 2012)
Punting Avg	54.5	Davis, Josh, at Middle Tennessee (Nov 19, 2011)
Long Punt	62	Davis, Josh, at Middle Tennessee (Nov 19, 2011)
Punts inside 20	4	HORNSEY, Tom, vs Memphis (Sep 10, 2011)
	4	NEIR, Ryan, vs Northern Illinois (Jan 08, 2012)
Long Punt Return	18	Andrews, A., at WKU (Oct 01, 2011)
Long Kickoff Return	51	Ambrose, Luther, at ULM (Oct 08, 2011)
Tackles	17	Fraser, Winston, vs FIU (Oct 18, 2011)
Sacks	2.0	Smith, Q., at WKU (Oct 01, 2011)
	2.0	Johnson, R., at FAU (Nov 05, 2011)
Tackles For Loss	4.0	FARMS, Johnnie, vs Memphis (Sep 10, 2011)
Interceptions	2	Hosley, J, at Virginia Tech (Sep 17, 2011)

**The Automated ScoreBook**  
**Arkansas State Game Superlatives (as of Jan 09, 2012)**  
**All games**

**OPPONENT TEAM GAME HIGHS**

Rushes	50	at Illinois (Sep 03, 2011)
Yards Rushing	202	at Illinois (Sep 03, 2011)
Yards Per Rush	4.6	at FAU (Nov 05, 2011)
TD Rushes	2	at Illinois (Sep 03, 2011)
	2	at FAU (Nov 05, 2011)
	2	vs Northern Illinois (Jan 08, 2012)
Pass attempts	55	at ULM (Oct 08, 2011)
Pass completions	32	vs TROY (Dec 03, 2011)
Yards Passing	342	vs Northern Illinois (Jan 08, 2012)
Yards Per Pass	10.8	at Illinois (Sep 03, 2011)
TD Passes	2	at Illinois (Sep 03, 2011)
	2	at Virginia Tech (Sep 17, 2011)
	2	vs Central Arkansas (Sep 24, 2011)
	2	at WKU (Oct 01, 2011)
	2	at ULM (Oct 08, 2011)
	2	vs Louisiana-Lafayette (Nov 12, 2011)
	2	vs TROY (Dec 03, 2011)
	2	vs Northern Illinois (Jan 08, 2012)
Total Plays	92	at ULM (Oct 08, 2011)
Total Offense	473	at Illinois (Sep 03, 2011)
Yards Per Play	6.3	at Illinois (Sep 03, 2011)
Points	38	vs Northern Illinois (Jan 08, 2012)
Sacks By	4	at WKU (Oct 01, 2011)
First Downs	25	at ULM (Oct 08, 2011)
Penalties	11	at WKU (Oct 01, 2011)
	11	vs FIU (Oct 18, 2011)
Penalty Yards	95	vs FIU (Oct 18, 2011)
Turnovers	5	vs Louisiana-Lafayette (Nov 12, 2011)
Interceptions By	3	at ULM (Oct 08, 2011)
	3	vs Northern Illinois (Jan 08, 2012)
Punts	8	vs Memphis (Sep 10, 2011)
	8	vs Central Arkansas (Sep 24, 2011)
	8	at Middle Tennessee (Nov 19, 2011)
	8	vs Northern Illinois (Jan 08, 2012)
Punting Avg	45.6	at WKU (Oct 01, 2011)
Long Punt	62	at Middle Tennessee (Nov 19, 2011)
Punts inside 20	4	vs Memphis (Sep 10, 2011)
	4	vs Northern Illinois (Jan 08, 2012)
Long Punt Return	18	at WKU (Oct 01, 2011)